

Bring to the Meeting

- * Items you've completed for *Community Outreach*
- * A refreshment to share
- * Your nametag.

General Meeting

The 2026 meetings have resumed the pattern of meeting on third Tuesdays. Our general meetings will be hybrid meetings (if all goes well technologically!)—in-person at [St. Anne of the Sunset](#) (850 Judab, San Francisco—entrance on Funston Street) and broadcast via zoom; link available on the [Members Only](#) page. Nonmembers may pay a \$5 guest fee at the door or email contact@sfquiltersguild.org to purchase a nonmember zoom link.



Save the Date

45th Anniversary Celebration
20th October 2026, 7 P.M.
GENERAL MEETING
St. Anne of the Sunset



San Francisco Quilters Guild

June 2026



Website: www.sfquiltersguild.org 🏰 Guild contact: contact@sfquiltersguild.org

Letter from Our Guild President

As I write this, we still do not have a full slate of nominees for guild officers. Nor do we have a critical quilt-show role filled, notably Communications. Communications oversees such functions as publicity, social media, program, and signage at the event. These gaps create serious restraints on our functions and cherished events. I have a *little* hope that this message will result in guild members stepping up to fill these very important roles.

I live in hope. Regards, ~Donna

Upcoming Elections

submitted by Judy Grady

Help your guild “throw your hat in the ring”. Be an officer for 2026–2027.

~ Opening for President ~

~ Opening for Vice President ~

~ Opening for Secretary ~

email Parliamentarian

JudyGrady2026@gmail.com or call:

415.519.0163 for information. *You* can make a difference.

2025–2026 Executive Board

President Donna Logan

Vice President Lorraine Woodruff-Long

Treasurer Kelly Ibarra

Secretary Mary Spadaro

Parliamentarian Judy Grady



Programs Begin at 7 P.M.

TUESDAY 16TH JUNE @ 7 P.M., LANGUAGE STUDIES: FROM PAPER TO COTTON, WITH e bond. This artist's talk explores the conceptual through lines and process of

creating e's first six collections of fabric as a surface designer. Five of the six collections thus far experiment with and examine aspects of the written word, including language, typography, and letterforms. Find out more about e on her website, ebondwork.com.

e bond is a designer + artist + writer + bookbinder + educator. Currently, she teaches art workshops and creates fabric collections by day, makes handmade books by night, hangs out with trees on weekends, and writes something close to poems in the spaces between. Under the studio name *roughdr.Afibooks*—created in 2003—she makes one-of-a-kind

artists' books, printed pieces, and abstract drawings that merge and blur the boundaries of art, craft, surface design, and poetry. e holds a BFA in Graphic Design and Art History from Moore College of Art & Design and an MFA in Creative Writing and Book Art from Mills College. She has spent years as a professor of Graphic Design and Book Art in various college and university art departments, and her work is held in library



collections across the U.S. e's work has been published in *Pressing Matters* magazine, *Uppercase* magazine, *Berkeley Poetry Review*, *500 Handmade Books*, as well as numerous books (about books). Most recently, her work has moved into the wonderful world of surface design where she designs colorful, abstract fabric collections in collaboration with Free Spirit Fabrics.

artist statement: What I love to create is consistently interested in investigating relationality. Whether the final forms are words, monotypes, book forms, or any combination, my work maps the connections between disparate thoughts, shapes, and spaces. While questioning each element separately, to uncover new connections, I am discovering not only what is made when two or more entities share a physical space, but also the third space that emerges from this sharing. As someone who loves to work with words and images, my visual interests are closely related to my interests in language structure and meaning. Again, this third space that appears when two words or ideas are placed together. They emerge not only as themselves but as something completely new.



TUESDAY 21ST JULY @ 7 P.M., CITY-MADE QUILTS, WITH SARAH CAIN. Join us for a lecture by Sarah Cain: *City-Made Quilts*. Explore San Francisco through the eyes of Sarah Cain, designer behind Sarah Jean Makes. Sarah creates



modern quilt patterns inspired by the City, showcasing the energy and vibrancy that pulses through each neighborhood. Explore her abstract interpretations of various landmarks and areas as well as techniques used in her designs.

about Sarah Cain: Sarah Cain is a modern quilt-pattern designer based out of San Francisco. Her designs are

inspired by the various landmarks and neighborhoods within San Francisco. She mixes bold shapes and bright colors to reflect a unique point of view.

Sarah is a licensed therapist by day, working in administration with Marin County. She lives in the City with her family and began quilting back in 2014 while pregnant with her eldest child. She has always been creative, but finally found an art form that stuck with quilting. Since then, she has built up her business and has expanded into a full online quilt shop. Sarah is currently working on opening a brick-and-mortar quilt shop in the Excelsior.

Find out more about Sarah on her [website \(sarahjeanmakes.com\)](http://sarahjeanmakes.com) or on Instagram as [@sarahjeanmakes](https://www.instagram.com/sarahjeanmakes).

Bylaw Amendment

submitted by Judy Grady, Parliamentarian

This is a notice that the Board has approved an amendment to the bylaws. In summary:

To update the process for bill approval and payment to reflect electronic approval and payment using accounting software.

The exact wording can be found on the guild's website www.sfquiltersguild.org and will be voted upon by the membership at the next general meeting.

Next Free Table June 27th

submitted by Valerie Lienkaemper

Jane Gent will host a free table on Saturday June 27th from 10 A.M. to 2 P.M. (she will *not* be able to host the originally-scheduled outdoor free table on June 20th) at 234 Yerba Buena Avenue (cross street is Maywood Drive), San Francisco. Accepting fabric and sewing supplies. Please contact Jane if you wish to drop off fabric early. Her number is in the directory. Free tables can be held inside or outside. If you would like to host a free table, or if you have any questions about outdoor free tables (Where does the fabric come from? Can I borrow tables?) please call Valerie @415.378.7989.

Fabric Swap—No Scraps This Month

submitted by Jaysa Zablatsky, jaysa@zablatsky.com

- Fabric, sewing, and craft items are welcome.
- No scraps at this meeting.
- Fabric should be fat-eighth or larger.

- At the end of the meeting, take home your unclaimed items that won't be accepted for donation to SCRAP-SF.
- Please, no items that are smelly, dirty, stained, faded, or that have been stored in a damp basement.

Workshops

e bond's Mono Printing: Gelli Printing Workshop with e bond. An in-person class on **Saturday, 27th June, 1–5 P.M.** at Saint Anne of the Sunset, 850 Judah Street, San Francisco. The venue is the rear classroom at St Anne's.



Join renowned artist e bond at this workshop for artists of all genres. We'll be using gelli plates and paints (provided) to make marks initially on paper before moving to fabric. e will guide us through the steps to make unique and experimental pieces that reflect your own personality and preferences. Everyone will come away with their own collection of fabric and paper, ready to be turned into whatever


you desire. Tickets: <https://app.tickettailor.com/events/sanfranciscoquiltersguild/2191641>. Sliding scale for members: \$40–\$100.

Indigo Dyeing Workshop with **Bea Byrne**. An in-person class on **Monday, August 3rd, 2–5 P.M.** at Workshop SF, 1310 Haight Street, San Francisco. www.tickettailor.com/events/sanfranciscoquiltersguild/2251418. This is a

bring-your-own fabric/items workshop, although some blank bandanas and tea towels will be available to purchase. Fabric should be pre-washed and cut to ½ yard lengths or smaller. A maximum of eight items (four yards of fabric) can be dyed although you may only have time for six. Cotton and silk **only**. Synthetics will not dye. You can bring clothing to dye as well as yardage; items do not have to be white. Sliding scale for members: from \$27.50–\$58.25.

Indigo Dyeing with Bea Byrne

Monday, Aug 3rd
in San Francisco



Finishing and Binding with **Lorraine Woodruff-Long**. **Saturday, September 19th, 10 A.M.–4 P.M.** at St.



**Finishing & Binding
with Lorraine
Woodruff-Long**
Get Ready for our Quilt Show!
Saturday, Sept 19th
in San Francisco



Anne of the Sunset (850 Judah Street, San Francisco). Join renowned artist and teacher Lorraine Woodruff-Long as she helps us get ready for the San Francisco Quilters Guild's biennial quilt show, 2nd–3rd April 2027, with a class on finishing and binding. Lorraine will take us through multiple techniques to ensure

your quilts are finished to a high standard. www.tickettailor.com/events/sanfranciscoquiltersguild/2251419. Sliding scale for members: from \$42.50–\$104.50.

Guild GetAway 2026!

Stay tuned for more details about our upcoming Autumn Guild GetAway retreat in an upcoming newsletter.



Library News

submitted by Cher de la Mer

For an in-depth survey of the guild’s book collection, I refer you to this reprint of the article I wrote for the July 2025 *Quilters Cables*. It occurs to me that many of our new members have had limited access to the guild’s library since COVID. Having been the librarian for over two decades, I would like to offer a survey of the scope of the collection. Here are popular subjects with call numbers so you can browse that number—and find similar titles. You can access the library after logging in on the San Francisco Quilters Guild website, where there is a link to the library. Search the library collection using the tags/subjects assigned to a title, a block pattern, a technique, or a specific quilter’s name. Always note the call number. {1.} Machine Quilting: Searching the tag “machine quilting” will yield many books on both walking-foot and free-motion quilting techniques and designs including luminary and popular local machine-quilter Laura Lee Fritz. TT834.4. {2.} Quick Quilts: Many members contribute quilts to Community Outreach and here are books on doing that quickly: *Weekend Quilts* TT835 S7, *Quick Quilts for Kids* TT838 C431, *Ninety-Minute Quilts* TT835 S7. {3.} Modern Quilts and Improvisational Quilting: These tags/subjects yield many titles. {4.} Art Quilt: The library has many years’ catalogues of important art-quilt exhibitions such as the *Quilt National* aka the *Dairy Barn Show* NK 9101 Q5. {5.} Dyes and Dyeing: *Dyeing to Quilt* TT853. {6.} Baby Quilts: A wealth of titles at call number 838 P. {7.} Photo-Memory Quilts: Search call number TT835. {8.} Primers: Knowing full well that YouTube is a great source for tutorials on quilting methods, there is still a need to take the time to use detailed instructional guides for the basics, using color illustrations. *Make Your First Quilt* TT831 or *Better Homes and Gardens Complete Guide to Quilting* TT831 B457. {9.} Boro: *The Book of Boro*, visible mending and repair of clothes you love TT720; and finally . . . {10.} History: Kirakofe, Roderick *The American Quilt* NK9112 K57. I am a passionate reader of quilt history and this is my favorite tome on American quilts. Another unique section to our collection are the *Quilt Heritage Project* titles. In the 1980s and ’90s several states invited private citizens to bring their family quilts made before 1945 to a collection center where volunteers documented all known information about the quilt. Books followed! Our guild has several, which are full of poignant stories. *Ho for California’s* cover shows a quilt belonging to guild member Linda Breitbarth (NK9109.5). These are only a portion of the subjects in our collection.



Having discussed the books it is important to alert you to the several magazines to which the guild subscribes and makes new issues available at monthly meetings. Titles include *American Quilter* (here you’ll find a variety of articles and the winners of all four AQS shows nationwide. *Today’s Quilter*, a British publication with patterns. *Quiltfolk*, in which each issue is devoted to all things quilting in a particular state in the U.S.A. *Quiltmaker* focuses on several quilt patterns; and also *Quilting Arts*, which is devoted to art quilts.

Help Shine a Spotlight: Nominate Our Featured Guild Artist

submitted by Mary Spadaro, Special Exhibits & Vendors Team Leader

Your 2027 quilt-show team is hard at work laying the groundwork for our show next April. One very special exhibit will be our Featured Guild Artist. This is a special honor that puts one of our own members center stage. Now is the time to start thinking about who deserves that spotlight, and we need your input. We’re collecting nominations to build a pool of candidates for consideration. The final choice will be voted on by the show team, so this is your chance to make sure your favorite nominee is on their radar! The ideal Featured Guild Artist is someone who: has been part of our guild for a while and has given back through service and involvement, has a substantial body of quilting work that would make for a rich and inspiring exhibit, can be available before the show to help with setup, is willing to give brief talks both show days to share their quilting journey with attendees, and self-nominations are absolutely welcome—if you’ve been thinking “someday I’d love to do that,” this might be your someday! Please send your nominations to mary.spadaro@gmail.com by June 30, 2026. Include the nominee’s name and a sentence or two about why you think they’d make a wonderful Featured Guild Artist. Every nomination is appreciated and will be carefully considered, and we can’t wait to see who you have in mind. Let’s celebrate the incredible talent right here in our own guild!

Announcing the Categories for the Quilt Show

submitted by Judy Epstein

Although entry doesn't open for another eight or nine months, it's not too early to be thinking about your submissions for our 2027 quilt show. When the entry goes live early next year, it will be up to you to decide which category your work falls under, even if you are not having the work judged. The Quilt Logistics Team breaks down the entries into categories for several reasons: to organize the show's layout, to coordinate logistics from drop-off to quilt return, and to judge like-against-like in the competition part of the show.

The categories for 2027 were announced at the May guild meeting. There will be a complete list on the San Francisco Quilters Guild website (www.sfquiltersguild.org) along with detailed descriptions. Many of you will find that your work could conceivably fall under more than one category. If that is the case, it is up to you to decide where you think your work fits best. For instance, this year we have a new category that people have been asking for: *Upcycled*. We are defining *Upcycled* as "A quilt or garment that is constructed from approximately 75% thrifted, recycled, repurposed, or upcycled materials." So perhaps your entry is a garment. It could also fit into the Garments category. Or perhaps it's an Art quilt but fits the description of *Upcycled* as well. Both the Art-quilt category and *Upcycled* could apply, and it's up to *you* to decide where it will belong in the show. Remember, even if you aren't entering your work in the judged competition you still need to pick a category for each entry to determine where it gets put in the show.

Here is a list of categories for the 2027 quilt show. There will be more detailed definitions on the website and entry form to help you decide where your piece best fits.

Pieced Art Modern Upcycled	Hand Quilting Appliqué Special Techniques Group or Bee or Round Robin	Garments Bags Youth
-------------------------------------	--	---------------------------

We are looking forward to seeing all the amazing work once again representing our talented guild. Although the choice of which category to enter your piece will ultimately be your own, Gloria Miller, Sumilu Cue, and myself, Judy Epstein-Williams, are available to answer your questions.

2027 Quilt Show Challenge Quilt Information

Theme: "No Rule(r)s"

submitted by Andrea Segura Smith

What can be used: Any cutting instrument without using a rule of any kind. Free Hand!

Any solid fabrics can be used.

Any pattern—improv, traditional blocks with a wonky twist.

Size: 20" x 20".

Must have top/batting/backing quilt sandwich.

A straight ruler can only be used to square up your quilt.

Techniques: Only piecing for the quilt top.

Machine and hand piecing/quilting welcomed.

Embellishments can be added to the pieced top.

Dates: Challenge quilts will be due as part of the show-entry process.

This challenge should spark your creativity! The options are limitless—think Gwen Marston, Freddie Moran, Sujata Shah. Questions? Andrea Segura Smith, andrea.segurasmith@gmail.com.

Next Board Meeting on Zoom, 23rd June at 7 P.M.

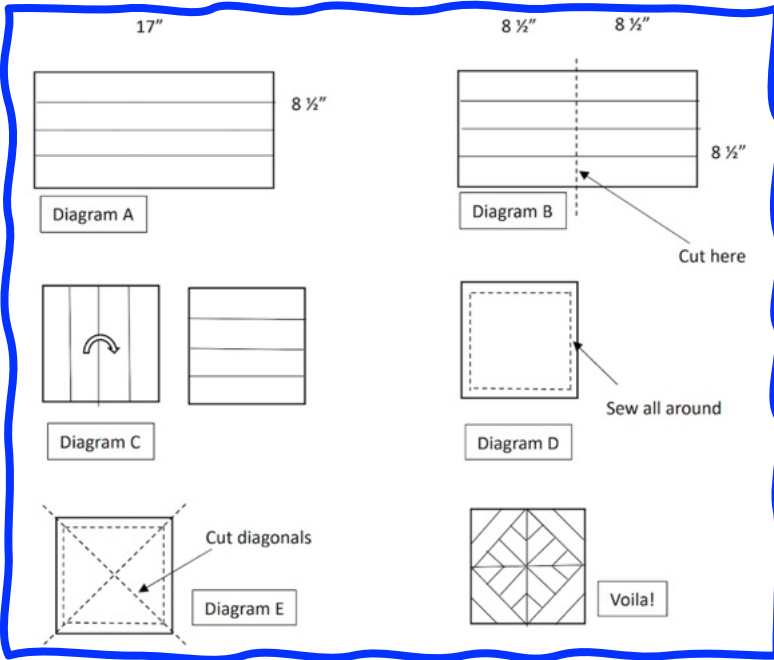
submitted by Mary Spadaro

Board meetings are open to all guild members, and take place on zoom on the fourth Tuesday of each month, except December. The next board meeting is Tuesday, 23rd June at 7 P.M. Officers and committee chairs, please upload your reports to the relevant Google Drive folder so that board members have enough time to review them in advance of the meeting. Not sure where to upload? Contact Mary Spadaro, mary.spadaro@gmail.com.

Block of the Month: Kaleidoscope

submitted by Cassandra Mettling-Davis, Melissa Hatheway

May–June 2026 Block of the Month: *Kaleidoscope*. Choose four complementary fabrics, muted hues suggested. Cut



into 2½" strips x WoF (width of fabric). This amount will provide two blocks. Sew strips together using ¼" seam as shown on Diagram A, to create 8½" tall; trim to two 17" wide pieces (Diagram A). Now you have two pieces. (I ironed all seams to one side.) *For each piece*, cut down the middle so that you have two blocks 8½" square as shown on Diagram B. Rotate one square (Diagram C) and then put blocks together, right sides facing each other. Sew these together all the way around using a ¼" allowance (Diagram D). Cut the piece diagonally, each way, as shown on Diagram E. Open and iron your four squares. Arrange however you want and sew into blocks that measure 11" square. *Do the same for the second piece*. Blocks are due at either the June or July meeting. Drawing will be at the July meeting. Make more blocks to increase your chances of winning!

from the Membership Corner

submitted by Loretta Roddy, membership chair

June is here and apparently that means the wind is too. I hope no one is blowing away! What better excuse to stay inside and quilt than trying to avoid the gale outside? I love a good excuse to stay at my machine . . . I have a beautiful pile of fabric just waiting to be cut and sewn back together; somehow it doesn't feel like floor clutter when it's got a "purpose" planned. Have you started your quilt-show project? If not, better get cracking! We are rapidly whittling away the months until the Spring 2027 show. I myself am in the decision-paralysis stage . . . something will get landed on, but I have about fifteen ideas currently vying for number one rattling around in my head right now. Oh well.


New Member Reminders! If you have joined in the past six months, be sure to sign in on the bright pink new-member sign-in sheet for a chance to win a special door prize. This helps us recognize you and make sure you are introduced to members, shown around the meeting, and get any questions answered. If you are brand-spanking new, when you attend your first-ever meeting, you get to visit the free table first and select a piece of fabric, ahead of the group, as a special welcome gift. We are so glad to have you join San Francisco Quilters Guild. Welcome! As always, members are welcome to bring friends to our meetings. Visitors pay a \$5 guest fee. When available, you can find the link for zoom guests on our homepage under 'Our Next Lecture'. Affiliate members enjoy all the benefits of regular membership plus a featured article and a monthly listing in our newsletter. If you would like to become an affiliate member, contact our Affiliate Liaison Ginger Ashworth 415.793.8447—best email address is editor.quilterscables@gmail.com.

San Francisco Quilters Guild membership runs from 1st October of one year to 30th September of the next year. Membership fees for October 2025 to September 2026 are: \$45 for full members, \$25 for junior members (17 years old or younger), \$50 for affiliates, and \$20 for newsletter only. Further membership details are on our website www.sfquiltersguild.org.

Textile Taco

submitted by Christine M. Anderson

From a fortune made designing a device to manufacture seamless stockings and tights, LaMarcus Adna Thompson is credited for the first roller coaster, the Switchback Railing, built in the U.S. It appears in history in 1884 on our guild meeting date. This led me to view the eight sprawling tentacle arms of Cephalopoda as graceful designs not unlike the coasters in amusement parks. Whether blue like observed in waters near Galápagos Islands, one can interpret any octopus with their 240 suckers per leg in reverse appliqué or even with shisha mirror glamour in rows. I have intentions to sew paper two-inch-sided hexagon templates three inches across, with fabrics if I use this theme for a summer quilt. I made an edition of a hand-bound embroidered covered artist book *Tortilla Traveller* (1986) purchased by many special collection libraries in the U.S. Close by copies are from 2007 in the Shields Library at U.C. Davis, and the Stanford library in 2004. Abstract tortillas decorate my tako (the Japanese word for octopus) but another idea could be forming the outstretched octopus ending circles with floral-embellished clock faces. Light triggers some flowers to open at dependable times. This was noticed by Carolus Linnaeus (1707–1778) when he based entire floral clocks on such schedules that flowers open when their pollinators are most active. If restricting our textile interpretation using eight of the arms of an octopus, we might combine four of the missing clock faces guided by timing: 6 to 8 P.M. pollination of evening primroses are by night-flying moths. Bumble bees visit wild mustard by 9 A.M. Blossoms of California poppies may not open at all on overcast days. Dandelions and some cacti open at daybreak even if kept in constant light, per *The Herb Companion* (April–May issue 1998). Further octopus inspiration may be read in Isabel Allende's 1998 novel *Aphrodite: A Memoir of the Senses*. It blends cultural history and the relationship of taste, smell, and sexual appetite where food is playfully explored. There's also a recent movie on Netflix that offers the octopus Marcellus as a prominent character in *Remarkably Bright Creatures*. The end of another spectrum seems, if persuaded by scariness and if you want to make a Hallowe'en quilt, to look at the *Kraken*, the German sea-monster version appearing in the (2026) Norwegian sci-fi horror film.



Quilt Maker Natalie Edwards

submitted by Jeanie Low

Natalie Edwards passed away on March 6, 2000 at 83 years old. She was a San Francisco Quilters Guild charter member, a Lincoln Park Quilters (LPQ) member, and was also an active member of the East Bay Heritage Quilters. Natalie was orphaned as a young girl. She went to live with relatives in Springfield, Massachusetts where she graduated from high school. She began her secretarial career in Buffalo, New York. In 1943, she moved to Oakland and then to San Francisco. She worked for the Veterans' Administration and the Internal Revenue Service. She retired when she was fifty-five. Besides quilts, dolls, and baskets, she tailored her own clothes. She traveled throughout the United States, Europe, Australia, South Africa, Paducah, and Houston. She became interested in quilting when she saw Joyce Gross's exhibit at the shop San Francisco Fabrics. She preferred hand quilting and appliqué like her *Peter Rabbit* and a pieced *Kimonos* quilt. She used the kimono pattern by Sawako Tsurugi. She participated in the LPQ San Francisco and the California Academy of Science quilts. Her quilts were made mainly for children and weddings. She entered her wearable vests and jackets in our guild's shows. Frequently, she promoted projects for our guild's community-outreach programs. She canvassed vendors for fabric donations. She and her helpers made countless quilts, dolls, and tote bags. Natalie also hosted international visitors making life-long friends.



The California Heritage Quilt Project (CHQP), an organization to preserve quilt makers' stories, interviewed Natalie on September 27, 1997 in San Francisco. Audio cassette. San Francisco Quilters Guild history binder has a copy of her interview audio-cassette log. Source: Natalie passed away March 2000. Summary Memorial V. Natalie Edwards by Karren Elsbernd, SFQG and her CHQP interview with Jeanie Low, former CHQP Advisory Board Member.

Quilters Cables Newsletter

submitted by Ginger Ashworth

The San Francisco Quilters Guild publishes *Quilters Cables*, a monthly newsletter (except no newsletters are produced in December). Current members receive newsletters by mail or email, or pick up their paper copy at the guild general meetings. To submit information to our monthly newsletter: email news, articles, art (jpg format), ads, and event notices to editor.quilterscables@gmail.com.

Newsletter Deadlines 2026		
Pub. month	Deadline	Meeting
June	27th May	16th June
July	24th June	21st July
August	29th July	18th August
September	26th August	15th September
October	23rd September	20th October
November	28th October	10th November
December	no newsletter	8th December

Any questions call Ginger at 415.793.8447. All contributions must be pre-edited; editors reserve the right to edit for grammar, clarity, and length. Deadlines are usually 5 P.M. on the Wednesday after the board meeting. *Advertisements:* Prepayment required for ads (jpg format): \$20 members, \$30 nonmembers. Make checks out to SFQG, and mail to Ginger Ashworth, 875 42nd Avenue, SF 94121.

Help Keep the Website Current!

submitted by Liz Chronis

Our website www.sfquiltersguild.org is the easiest and fastest way to get current information about guild events and related activities. Information for the website can be sent directly to webmaster Elizabeth Chronis: lizfactorial@gmail.com; contact@sfquiltersguild.org. There is no deadline. New info, updates, and changes are made on an ongoing basis. Thanks for your help! I'm also hoping to update some of the historical information on the website. If you have printed images, I can work with you to get a scan and return the originals.

Community Outreach

submitted by Jessica Church and Adrienne Hickman

Basting Day at Lincoln Park Quilters. Lots of quilt tops are donated to Community Outreach. Jessica and I pair them with batting, backs, and fabric for binding, and make them available at Curbside and at the general monthly guild meeting. These quilt packages can spend a lot of time on our table waiting for someone to take them to quilt because basting can be a challenge.

One of our most productive quilters has said that basting is hard on his knees—crawling around on the floor, pinning the quilt. Let's help him out and baste quilts using the big tables at the Lincoln Park Presbyterian Church (417 – 31st Avenue, San Francisco). I will also bring my pool noodles and demonstrate an easy way to make the quilt sandwich using them. I have basted small quilts the pool-noodle way and have watched a video on how to extend your noodles although I'm not quite ready for that. Basting is scheduled for October 2nd, from 9:30 to 11:30 A.M. See www.sfquiltersguild.org/lincoln-park-quilters/ for further information.

Dimensions for Quilts	
Baby quilts:	36" x 40"
Lap quilts:	40" x 50" to 50" x 60"
Wheelchair:	45" x 45"



Community Outreach Activity in May: Twenty-two members participated in Outreach.

Members' Fabrics	Outreach Kits Completed	Deliveries
8 baby quilts	3 baby quilts	50 to General Hospital
21 lap quilts	7 lap quilts	17 to Family House
7 tops		33 to Bayview Senior Center
6 pillowcases	3 pillowcases	7 to Salvation Army



CURBSIDE OUTREACH takes place on the first Saturday of the month at 665 Joost Avenue, San Francisco. Outreach also has a table at the monthly in-person general meetings.



2026 Events Calendar 2027

Please note: classes that are held at guild affiliates, more information regarding the affiliates starts on page 11 of this newsletter.

San Francisco Quilters Guild Members' Events

- 6th June, 11 A.M.–1 P.M.** Curbside Outreach
Curbside Outreach at Adrienne's home, 665 Joost Avenue, San Francisco.
- 8th–19th June**EBHQ Poland Folk Art Discovery Tour
with Janet McDonald.
- 13th June, 9–9:30 A.M.** Asian Block of the Month
With Jane Strem. \$6 + optional kit (price *tdb*).
- 17th June, 5:30–8:30 P.M.** Summer Sewing Workshop
With New Pieces staff. Wednesday evening through August 19th. \$20.
- 19th June, 24th July, 5–10 P.M.** Fort Mason Friday Night Market
... **21st August, 18th September**—returning monthly through
December. Festival Pavilion, Fort Mason Center, 2 Marina Blvd, San Francisco. Co-hosted by West Coast Craft and Off the Grid, this lively evening market combines curated designer crafts with craft food purveyors and live DJs.
- 20th June, 10–11:30 A.M.** Silk and Silver
Brilliance and Sheen in Andean Textile Traditions, TAC Saturday lecture with Elena Phipps. At the Koret Auditorium (DeYoung Museum) and on zoom. From \$7.18–\$17.85. eventbrite.com.
- 24th June, 12:30–2:30 P.M.**English Paper Piecing
With Jamie Fine, New Pieces, \$10–\$20.
- 24th–27th June** Shop Hop by the Bay 
Venues include Always Quilting, Back Porch Fabrics, Beverly's, Family Threads, Golden State Quilting, The Granary, Quilts & Things. www.shophopbythebay.com.
- 27th June, 10 A.M.–2 P.M.** Outdoor Free Table
At Jane Gent's home, 234 Yerba Buena Avenue (cross street Maywood), San Francisco. Accepting fabrics and sewing supplies. 415.378.7989.
- 27th June, 10:30 A.M.–2:30 P.M.** Easy Curved Piecing
With Kenan Shapero, New Pieces, \$60.
- 1st July, 12:30–2:30 P.M.**English Paper Piecing
With Wendy Snyder, New Pieces, \$10–\$20.
- 11th July, 9 A.M.–4 P.M.**Sisters Outdoor Quilt Show
220 S. Ash Street, Sisters, Oregon. Outdoor quilting festival (the world's largest) at which thousands of quilts are hung in the streets of this town. Email is admin@soqs.org, website soqs.org.
- 11th July, 9–9 A.M. demo** Asian Block of the Month
With Jane Strem and Janet McDonald, New Pieces, \$6.
- 11th July, 10:30 A.M. –3 P.M.**Disappearing Pinwheel Quilt
With Jane Strem, New Pieces, \$75.
- 13th July, 10:30 A.M. –12:30 P.M.** Sashiko Stitch-In
With Janet McDonald, New Pieces, \$20.
- 18th July, 10:30 A.M. –3:30 P.M.** Three Little Kittens
With Nancy Brown, fusible or hand appliqué, New Pieces, \$65.
- 18th July, 10:30 A.M. –12:30 P.M.**Silk Button Earrings 
At Bay Quilts (5327 Jacuzzi Street, suite 3–C, Richmond). Sponsored by Hello Stitch Studio. Learn how to make these darling silk earrings with artist Julia McLeod. Everything you need is provided: tools, findings, fabrics. \$55. www.hellostitchstudio.com.

- 25th July, 10:30 A.M. –3:30 P.M.** String Along
With Fern Royce, New Pieces, \$75.
- 1st–2nd August, 11 A.M. –5 P.M.**Renegade Craft Fair
Summer Fair. Festival Pavilion, Fort Mason Center, 2 Marina Blvd, San Francisco. Highly anticipated weekend event features over 250 curated independent artists, makers, and designers offering a vibrant mix of handmade goods, art, and craft. renegadecraft.com.
- 2nd October, 9:30–11:30 A.M.**Basting Day at LPQ
Lincoln Park Presbyterian Church, 417 31st Avenue, San Francisco.
- 3rd October, 7–10 A.M.** Quilt-A-Thon
Hosted by Joe Cunningham; online event. 100% of ticket sales will go toward the thatched roof for the reopening of Joe the Quilter's Cottage at Beamish--The Living Museum of the North, near Newcastle, England. This is the only quilter's house from the early 1800s to be so perfectly preserved, where we can see how Old Joe the Quilter lived and worked. Joe wants to have the roof repaired so it can be reopened in 2027. <https://events.humanitix.com/quilt-a-thon/tickets>, \$30.
- 7th November, 10 A.M.–4 P.M.**2026 Textile Bazaar
TAC's annual marketplace at St. Mary's Cathedral Event Center, perfect for pre-holiday shopping. graciela.tacbazaar@gmail.com.
- 4th–5th November, 11 A.M. –5 P.M.**Renegade Craft Fair
Winter Fair. Festival Pavilion, Fort Mason Center, 2 Marina Blvd, San Francisco. Lovely holiday fair. renegadecraft.com.
- 2nd–14th December** EBHQ Textile Tour to Japan
On and Off the Beaten Path, with Janet McDonald. For more information: opulentquiltjourneys.com/destinations/japan/item/ebhq-quilters-textile-tour-to-japan?category_id=50.
- 11th–13th March 2027** March Madness
Save the dates for this shop-hop event.
- 2nd–3rd April 2027** SFQG 2027 Quilt Show
Event Center of Saint Mary's Cathedral, 1111 Gough Street, San Francisco.



Hosted by Joe Cunningham; online event. 100% of ticket sales will go toward the thatched roof for the reopening of Joe the Quilter's Cottage at Beamish--The Living Museum of the North, near Newcastle, England. This is the only quilter's house from the early 1800s to be so perfectly

preserved, where we can see how Old Joe the Quilter lived and worked. Joe wants to have the roof repaired so it can be reopened in 2027. <https://events.humanitix.com/quilt-a-thon/tickets>, \$30.

Bay Quilts Gallery

- June* — Fern Royce. *Inspired by Tradition*.
- July* — Cherie Gooler. Show title: *Quilted Expressions*.
- August* — Alba Francesca. No show title yet.
- September* — Sara Guyol. Show title: *Stories*.
- October* — Sondra Von Burg. No show title yet.
- November* — AbbeyShane Lawrence and Megan Regalado.
- December* — this is open. Possibly an extension of November.

Other Venues

- ~ ~ ~
Fine Arts Museums of San Francisco
- de Young museum.** Golden Gate Park \ 50 Hagiwara Tea Garden Drive, SF \ 415.750.3600 \ famsf.org.
- Legion of Honor museum.** Lincoln Park \ 100 Legion of Honor Drive, SF \ 415.750.3600 \ famsf.org.
- ~ ~ ~
SCRAP–SF
- SCRAP–SF**, 141 Industrial Street, SF • 415.647.1746 • scrap@scrap-sf.org. *Shopping hours:* Tuesday–Sunday: 10 A.M.–6 P.M. Bring your own shopping bag.

SCRAP Secures a Permanent Home in the Bayview

SCRAP–San Francisco's beloved arts, education, and environmental nonprofit and art-resource depot announces their successful acquisition of a 26,000 square-foot building at 141 Industrial Street in the Bayview. Just blocks from their current location, the new building will double SCRAP's capacity to continue to thrive as an arts hub and resource for artists, teachers, families, and the entire San Francisco community. A two-phase opening at 141 Industrial



Street includes the shifting of material donation intake to the new location beginning June 16, and a Grand Opening in August 2026.

SCRAP (The Scroungers' Center for Reusable Art Parts) was founded in 1976 by Ruth Asawa and Anne Marie Theilen and is widely recognized as the first creative reuse center in the country. Asawa, one of San Francisco's most celebrated artists and a tireless advocate for arts education equity, began collecting surplus materials from local businesses and redistributing them to under-resourced classrooms. What she and educator Theilen built from that simple act became SCRAP.

Today, as the organization plants a permanent flag in San Francisco, that founding impulse is unchanged: get art making materials into the hands of those who need them. "Now we have a place to call our own," says Terry Kochanski, Executive Director. "It gives us room to grow, collaborate, and help San Francisco thrive as a city where art, arts education, and environmental sustainability are an important part of our cultural fabric."

For more information about our move, programming, and Grand Opening in early fall, visit www.scrap-sf.org/new-home.

~ ~ ~

How to Find Information for Lincoln Park Quilters

Open to all San Francisco Quilters Guild members. Liz Chronis (our web mistress) has uploaded info on our web page (www.sfquiltersguild.org) about Lincoln Park Quilters (LPQ) under the activities section. The links to everything LPQ:

LPQ page: www.sfquiltersguild.org/lincoln-park-quilters/.

List of all the events:

www.sfquiltersguild.org/events/category/lpq/list/.

You can find the short blurb on the activities page here:

www.sfquiltersguild.org/activities#LPQ

Lincoln Park Quilters

submitted by Jeanie Low

San Francisco Quilters Guild members are welcome to join us at Lincoln Park Quilters in the Richmond district. We are the guild's offsite subsidiary. Each month, we meet in person on the first, third, and fifth Fridays from 9:30 to 11:15 A.M. We zoom on the "even" Fridays from 10 to 11:15 A.M. On average, twenty-five of us get together of which a majority are guild members. We work on quilts, lap-sized quilts, pillowcases, postcards, etc. items to donate to our guild's Community Outreach. We've been making donation items for the last ten years.

We usually begin with some guild announcements, and sew and tell. Betty Tang-Fitzpatrick leads the group.

For more information, we are listed on our guild website. You may also contact Jeanie Low jeanielow396@gmail.com.

6/5	YES	String Piecing @ Maren Larsen	
6/12			YES
6/19	YES	Sew n'Tell - Your Dolls	
6/26			YES
7/3	NO	- Holiday	
7/10			YES
7/17	YES	Rail Fence @ Maren Larsen	
7/24			YES
7/31	YES	Sew'n Tell Your Antique / Heritage Quilts	

Loose Ends

Loose Ends is an organization of over 11,000 volunteers who complete projects left behind unfinished when a crafter passes on or is no longer able to continue their project. You can submit a project for finishing or become a volunteer finisher. Their website: www.looseendsproject.org.

Textile Arts Council

The Textile Arts Council is a curatorial support organization of the Fine Arts Museums of San Francisco with the goal of advancing the appreciation of the Museums' textile and costume collections. We are a Bay Area forum that provides lecturers, workshops, events, and travel opportunities for artists, designers, aficionados and collectors of ethnic textiles, rugs, tapestries, Western costume, and contemporary fiber art. Contact the Textile Arts Council by email, at tac@famsf.org.

Quilting at the Bernal Heights Library

submitted by Joy-Lily

A group of scrap-happy quilters has been meeting monthly at the Bernal Heights Library for years. We share scraps, show off our creations, discuss quilting ideas and techniques. We decide on which scrap blocks to sew up at home, then bring them to the meeting to assemble into charity quilts. Most of the folks who attend are San Francisco Quilters Guild members, though library events are open to everyone. If scrap quilting is your happy sewing place, join us any fourth Wednesday at Bernal Heights Library, 500 Cortland, 2-4 P.M.

San Jose Museum of Quilts & Textiles

Hours: Thursdays, Fridays 1-5 P.M. • Saturdays, Sundays 11 A.M.-5 P.M.
520 SOUTH FIRST STREET • SAN JOSE 95113 • @SJMQT

Quilting Tips and Sewing Tricks

submitted by Melody Doss-Wambeke

My most important tip is to be kind to yourself as a quiltmaker/seamstress. Do not be over critical of your creation. and focus on mistakes. Try not to compare your creation against other quilts especially on YouTube quilting videos. Try to create with colors and designs that motivate your creative energy. Appreciate your quilting journey: learning from new techniques to mastering basic quilting skills. Happy Quilting!!!



A Recent Guild Speaker



Meg Cox produces an online newsletter titled *Quilt Journalist Tells All* {meg@megcox.com, {megmaxc-aol.com@shared1.ccsend.com}. Her zoom interview with Ayelet Waldman, who was our guild's January 2026 speaker, goes into the depth of emotion Ayelet compensates with quilting and writing historical novels. Here's some of Ayelet's insights that Meg reveals:

A Novel Promotion. Author Ayelet Waldman might be the most obsessive quilter I've ever interviewed. Although she only started

quilting in 2023, she quilts as much as eight to twelve hours a day and has made more than ninety quilts in less than three years. She told me that if her California house caught on fire, the one thing she'd grab is her Janome M8 sewing machine. Even during our zoom interview, she continued to quilt.

Ayelet's list of life accomplishments is impressive. After graduating from Harvard Law School, she clerked for a federal judge, worked in a large corporate law firm, and then spent three years as a public

defender. She's a prolific writer whose output includes essays, novels, and nonfiction books, as well as working on television and film projects.

Her novels include seven mystery stories in the series *The Mommy-Track Mysteries*, featuring a stay-at-home mom who works as a part-time detective. Along the way, Ayelet had four children with her husband, Pulitzer Prize-winning novelist Michael Chabon.



Before starting to quilt, the only sewing Ayelet ever did was to make a skirt in a middle-school home-ec class. Engaging in any sort of craft is something she never saw coming and she compares it to falling in love with her husband. "It was love at first sight for me when I met my husband on a blind date," she said. "With quilting, as soon as I cut into that jelly roll to make my first quilt, I knew I had found my thing."

Quilting Born as a Balm for Grief. Ayelet told me that she started that first quilt two days after the horrific attack by Hamas on Israel. On October 7, 2023, Hamas-led Palestinian militant groups killed more than 1,195 people—a majority of them civilians—and abducted 251 people, taking them back to the Gaza Strip.

An Israeli-American who was born in Jerusalem, Ayelet has been a vocal Palestinian peace activist for years. She has deep friendships with both Israelis and Palestinians, and her late father founded a kibbutz that was one of those raided and destroyed by Hamas militants. She was utterly devastated, unable to sleep or stop staring at images of the destruction online, while also envisioning Israel's brutal response yet to come.

There happened to be a basic sewing machine and a jelly roll of precut fabric in her house, purchased for her textile-loving

daughter. She googled "how to make a quilt" and started a strip quilt immediately, following a Jenny Doan tutorial on the Missouri Star website. "I didn't know what a quarter-inch seam was," she said. "But I made a twin-size quilt. The process was so soothing to me. It wasn't like I checked out of the news but I was able to tolerate what I was hearing without spiraling into trauma."

She was thoroughly hooked. She purchased much more fabric, a rotary cutter, and a better sewing machine—and tried different techniques. She discovered that she likes precise work like foundation paper piecing but isn't a fan of improv quilting. "I am a precision nut," she explained.

Ayelet started researching quilting, trying to understand exactly why the process was so calming. "I checked into what neuroscientists have learned about what it does for our brain. It is just a frickin' win/win." This resulted in an essay she wrote for *The New Yorker* in 2024 titled "*Piecing for Cover. At our darkest moments, why do so many of us take up quilting?*" She was also interviewed for the *New Yorker Radio Hour* on the topic. One scientist told her that handwork has "a stabilizing effect on the mind, which begins with the extraordinarily high density of nerve endings in the fingertips." A neuroscientist at Johns Hopkins said that "self-directed activities that involve planning give a deep sense of agency and reward, which reduces anxiety."

Ayelet views quilting as a permanent fixture in her life now, and she expects it to bleed into her writing going forward. "Probably there will now be some quilting in everything I write," she told me. "Except for the memoir of my family that I'm writing now."



Affiliate News

Coastside Quilt Studio is pleased to announce that the studio now has a dedicated cell phone! This means Coastside can both send and receive text messages. Good news—the phone number hasn't changed. You can call or text Coastside at: 650.733.7200. Dana has also enabled text notifications through her customer database.

Joe Cunningham, Quilter, is hosting Luke Haynes for his next (online) Quilt Freedom Workshop 71: Luke Check, 20th June from 9 A.M.–12 P.M. <https://events.humanitix.com/quilt-freedom-workshop-71-luke-check/tickets>.

Hello Stitch Studio is thinking about rejoining the San Francisco Quilters Guild! For those of you who are new to our guild, or don't remember Hello Stitch from when they were one of our trendy affiliates—they were located in Berkeley for five years, survived the pandemic, but as of February 2022 succumbed to a landlord no longer extending their lease. They offer sewing, quilting, textile, and art workshops, and continue to offer professional quilting services, including longarm quilting with a computerized Innova longarm specializing in edge-to-edge quilt designs, in their private studio located at the edge of Oakland and Emeryville at 6050 Lowell Street, studio 116, Oakland. Their roster holds a variety of workshops in a variety of locations and



online; many which are held at Bay Quilts in Richmond. They recently held a contest for people to participate in a new quilt-pattern selection. The winner? The *Seafoam* pattern! *Seafoam* will be joining their collection of quilting patterns, and will be 10% off for the rest of 2026. If you have any questions or need more information, their email is hello@hellostitchstudio.com, their phone number is 510.982.6549, and their website is hellostitchstudio.com.

Stonemountain & Daughter offers great fabrics and hints for sewing with knits: New to sewing with knits? No serger? Not a problem! Most sewing machines have an overlock or elastic overlock stitch that will make stitching knit fabrics a breeze. Using a rotary cutter will help you cut knit fabrics accurately. You can sew knits with your favorite all-purpose thread. To ensure successful sewing, you'll want to invest in some ball-point sewing-machine needles specially designed for knit fabrics. And if you'd prefer to use a serger, we've got the needles and threads for that, too! For one-stop shopping, we also offer a *Getting Started with Knits Notions Kit* for \$22 that includes our favorite essentials: Schmetz Ballpoint Assortment 5-pk; Wonder Clips (10 pc—Red); HeatnBond Soft Stretch Lite Fusible Web Adhesive – 5/8in x 10yd; and Gutermann Sew-All Thread – 100m/110yd.



Our Affiliates

A Quilting Fool Longarm Studio; Nancy Williams
6363 Christie Ave #2525; Emeryville 94608; 707.291.0496
nancyquiltingfool@gmail.com; www.aquiltingfool.com
Longarm quilting services.

Bay Quilts; Sally, Abbeyshane
5327 Jacuzzi Street, #3-C; Richmond 94804; 510.558.0218
create@sfbayquilts.com; www.sfbayquilts.com
Fabric, tools, notions, patterns, books, classes, gallery.

Claudia Shearer Quilts; Claudia Shearer

1987 20th Avenue; San Francisco 94116; 415.527.6093

csjshearer@gmail.com; Inst: [@clauidiashearerquilts](https://www.instagram.com/clauidiashearerquilts)

Workshops, lectures to guilds specializing in modern & improv quilting.

Cliff's Variety; Martha Asten

479 Castro Street, San Francisco 94114; 415.431.5365

martha@cliffsvariety.com; www.cliffsvariety.com

Fabric, sewing notions, gifts, hardware, housewares, toys, electrical, plumbing, paint.

Coastside Quilt Studio, Dana Miller

1305-E Palmetto Avenue; Pacifica 94044; 650.733.7200

coastsidequiltstudio@gmail.com; www.coastsidequiltstudio.com

Longarm services; custom, quilts, fabric, classes.

Dorcas Hand Quilters; contact: Cathey Kennedy

25 Lake Street; San Francisco 94118; 518.281.0053

me@CatheyKennedy.com; *Group hand quilting.*

Fabrix; Keelin Reddy

432 Clement Street; San Francisco 94118; 415.221.4111

fabrixsfstore@gmail.com; www.fabrixsanfrancisco.com

Fabric, trims, notions.

Joe Cunningham, Quilter; Joe Cunningham

1587 Sanchez Street; San Francisco 94131

joe.thequilter.com; www.joecunninghamquilts.com

Workshops, books, free Quilt Report video episodes.

New Pieces Quilt Shop; Janet, Marlene, Kenan, Jane

766 Gilman Street; Berkeley 94710; 510.527.6779

newpiecesquilts@gmail.com; www.newpieces.com

Fabric, notions, classes, longarm services.

piecemovement; Catherine Sherman

P.O. Box 460413; San Francisco 94146; 415.513.9555

info@piecemovement.com; www.piecemovement.com

Events, inspiration, exhibits. I make quilts to connect color and pattern across period and place.

QuiltLearn; Bea Byrne

hello@quiltlearn.com; Inst.: [@quiltlearn](https://www.instagram.com/quiltlearn)

Tour de Fabric, workshops, classes, events, educational resources.

Sarah Jean Makes; Sarah Cain

sarah@sarahjeanmakes.com; Inst.: [@SaraJeanMakes](https://www.instagram.com/SaraJeanMakes)

Quilt patterns and fabrics.

Stonemountain & Daughter Fabrics; Suzan Steinberg

2518 Shattuck Avenue; Berkeley 94704; 510.845.6106

info@stonemountainfabric.com; Inst: [@stonemountainfabric](https://www.instagram.com/stonemountainfabric)

Inspiring selection of fabric, notions, and indie patterns for the modern maker.

Discount code: GUILD20

Studio AG; Kit Morse, Julie McAuliffe

1515 S. El Camino Real, suite 250; San Mateo 94402; 650.458.8580

info@alwaysquiltingonline.com; www.alwaysquiltingonline.com

Fabric, tools, notions, patterns, books, classes, longarm quilting.

Committees

Community Outreach: Adrienne Hickman, Jessica Church

Historian: Jeanie Low

Membership: Loretta Roddy

Programs: Daphne Powell, Claudia Shearer, Margo Carroll,
Connie Levy, Lorraine Woodruff-Long, Andrea Segura
Smith, Barb Strick

Hospitality: Martha Asten, Andra Zamacona

Merchandising: Ruby Pixley

Social Media:

Newsletter: Ginger Ashworth

Publicity: Holly Gatto

Website Team: Elizabeth Chronis, Tanyung Barnes, Holly
Gatto, Dani Lawler

Slack: Naomi te Wildt

Zoom Technologist: Stephanie Egger

Library: Cher delaMere

Activities:

Block of the Month: Cassandra Mettling-Davis, Melissa
Hatheway

Fabric Swap: Jaysa Zablatzky

Retreats: Christine Reiter

Postcards: JoAnn Vail

Mystery Bag Project: Melisa Hatheway

Virtual Sewcials: Maren Larsen

Workshops: Bea Byrne

Opportunity Quilts: Sue Fox

Quiltlets: OPEN

Round Robin: Christine Reiter

Free Table: Valerie Lienkaemper

Sewing Circles: Michelle Trimble

Nominating Committee: JoAnn Vail

2027 Quilt Show: Margo Carroll, Rene Steinpress

Auction: Stephanie Egger, Chelsea Spratling

Misc: NCQC Rep: OPEN



San Francisco Quilters Guild
Post Office Box 27002
San Francisco, CA 94127

RETURN SERVICE REQUESTED