

MAY-JUNE 2026 BLOCK-OF THE-MONTH: “Kaleidoscope”

Choose 4 complementary fabrics, muted hues suggested. Cut into 2 ½” strips x WOF (Width of Fabric). This amount will provide two blocks. Sew strips together using ¼” seam as shown on Diagram A, to create 8 ½” tall; trim to (2) 17” wide pieces (Diagram A). Now you have two pieces. (I ironed all seams to one side).

For each piece, cut down the middle so that you have 2 blocks 8 ½” square as shown on Diagram B. Rotate one square (Diagram C) and then put blocks together, right sides facing each other. Sew these together all the way around using a ¼” allowance (Diagram D).

Cut the piece diagonally, each way, as shown on Diagram E. Open and iron your four squares. Arrange however you want and sew into blocks that measure 11” square. **Do the same for the second piece.**

Blocks are due at either June or July meeting. Drawing will be at the July meeting. Make more blocks to increase your chances of winning!

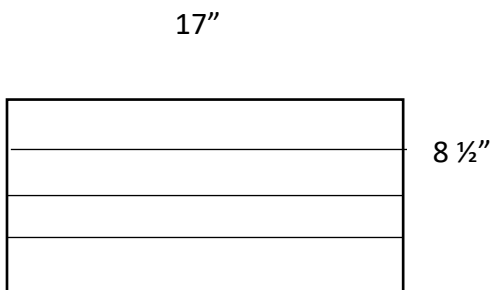


Diagram A

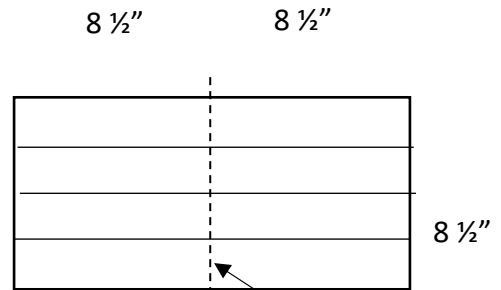


Diagram B

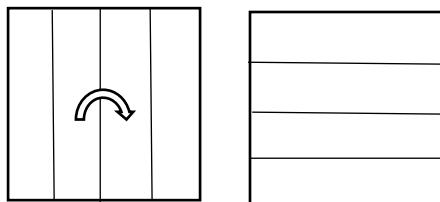


Diagram C

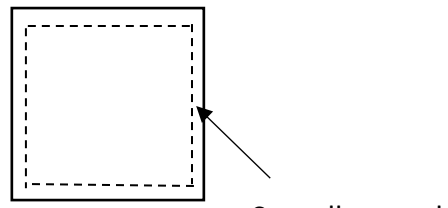


Diagram D

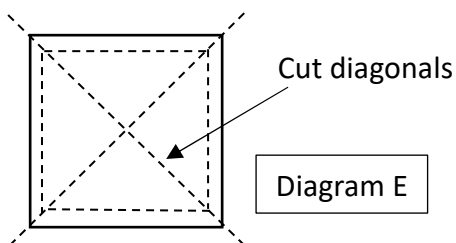
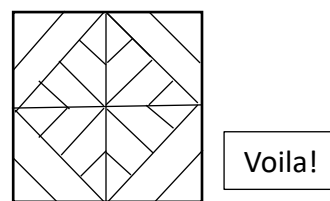


Diagram E



Voila!