

Quilters Cables

San Francisco Quilters Guild ✧ February 2024

Website: www.sfquiltersguild.org ✧ Guild Contact: contact@sfquiltersguild.org ★★

Letter from Our Guild President

Dear Quilters, February brings iconic holidays and events like Valentine's Day and Presidents' Day observances. This year, it signals the push to organize our 2025 quilt show.

Talk about taking a village!! Did you know that there are over thirty distinct components that coalesce to bring us this huge event? We've already started contacting seasoned volunteer members, hoping that their experience will blend with newer volunteer energy. When we signed up to be guild members, we committed to providing some of our precious time and energy toward sustaining the guild's functions and activities. The biennial quilt show is a great time to fulfill that



commitment. There are places for everybody regardless of experience, time constraints, and sheer physical energy. Watch for sign-up opportunities at every guild gathering, and find your special place. Our most immediate objective is to find show co-chairs and featured artists. Let me know if you are interested and/or have recommendations. We'll do the follow up. And, of course, the wonderful display of quilts will wow us with breadth and depth of our members' creativity. Our upcoming QuiltAway retreat in April may be just the thing for inspiration and accomplishment. And if it's fabric you're wanting, a massive two-day free-table event on 17th and 18th February will have yards and yards of inspiration, along with a book sale instigated by a member's donations.

Let's get cooking! ~Donna



Speakers: Programs Begin at 7 P.M.

The San Francisco Quilters Guild meets the *third* Tuesday of every month from 7–9 P.M., except most Novembers and all Decembers—when due to the holidays the general meeting is usually the *second* Tuesday. Most general guild meetings will be hybrid meetings: in person at St. Anne of the Sunset, and broadcast via zoom, with the link available on the Members Only page, Facebook page, and President's e-Blast. Nonmembers may purchase a \$5 guest pass at the door, get a ticket for zoom—or even join the San Francisco Quilters Guild—as a guild member, general-meeting admission is a part of your membership. We welcome everyone to continue enjoying our guild's exciting program offerings of lectures and social time.

Two for One!! In February our guild has two separate events for you to enjoy! *Two* exciting member events!! We have a speaker on zoom on Monday 12th February at 7 P.M.—with the recording for this zoom meeting available for one entire month. And . . . we also have a meeting of mini-workshops (à la make and take) on Tuesday 20th February!

12th February, 7–9 P.M.: Design for Realism, with Kestrel Michaud (zoom only)

20th February, 7–9 P.M.: Mini-Workshops, presented by guild members (in person only)





Monday 12th February @ 7 P.M. on zoom. Quilter/artist **Kestrel Michaud** will present her lecture **Design for Realism** that focuses on incorporating principles of good design into art-quilt layouts with the intent of creating a realistic piece of art using fabric as a medium. Kestrel's presentation will be followed by Q&A. The lecture will be recorded and available to members until 11th March. Full text on this lecture: kestrelmichaud.com/classes/design-for-realism/.



A bit of a fabric prodigy, Kestrel started making fabric pictures in high school. Since then she was classically trained in art school, had a career as a graphic designer, and returned to fabric arts in 2018. In 2021 she won a grand prize at Houston, and last month *The One That Got Away* won first place at Road to California!! All of Kestrel's quilts are in the style of imaginative realism. She has an entire imaginary steampunk world in her head, complete with characters, locations, and events. kestrelmichaud.com.

Tuesday 20th February @ 7 P.M. at St. Anne's. We will hold our regular in-person general guild meeting. There will be no zoom at all during this 20th February meeting.



This month we will have a few mini-workshops for you to explore new skills or hone those you know: sashiko, English paper piecing, cathedral windows, machine-turned appliqué, and more. Sewing machines are needed at the 20th February mini-workshops. If you can bring yours, please email Palmore at



palmorehoyt@gmail.com. Your help will be greatly appreciated.

Pattie Klimek will offer a lesson in sashiko with traditional fabric, thread, and needles.

Joy-Lily will be sharing her tricks to make machine-turned appliqué. This is a clever and easy technique for preparing simple shapes to appliqué. All materials provided, but bring your small sharp scissors;



JoAnn Vail will show how to use UFOs, strips, and scraps for you to design and make a fabric postcard. All materials provided.

Dottie McHugh will teach the intricacies of English paper piecing.

Palmore Hoyt will illustrate the steps of making a Cathedral Windows quilt and give you the opportunity to sew the final step. This meeting is planned to have opportunities to socialize and get to know our fellow members better, now that we are meeting in person again.

Tuesday 19th March @ 7 P.M. **Patí Fried: Modern Traditionalism.** Explore the principles of modern quilt design (in person or on zoom) and how a traditional quilter might use these to challenge their design skills. By looking at fundamental design elements individually, it is easy to understand how to create original designs with a modern aesthetic.



About Pati: Pati studied graphic design in college, but always found herself lingering in the textile department. After graduating and working in corporate marketing for several years, she finally discovered quilting and was hooked. Mixing pattern, color, and texture was a perfect fit for her, both as a quilter and a designer. patifried.com.

Book Sale: At this 19th March general guild meeting, we will open sale of the books (leftover from the free-table event) approximately one half hour before the meeting, and during the break. We will use several tables to display the books (they will remain in the bankers boxes). All proceeds from the sale of books will be given to our guild. Cash only—bring small-ish bills, loose change, and a bag or two to carry off your treasures.



Two-Days! Book Sale & Outdoor Free Table: 17th & 18th February

submitted by *Valerie Lienkaemper & Marzen Larsen*

Free Table: There will be an outdoor free table, our biggest one yet, on Saturday the 17th and Sunday the 18th February from 11 A.M.–2 P.M. both days, at Judy Grady's home, 1531 43rd Avenue (Kirkham) in San Francisco.

Book Sale. In addition to the wondrous free table, there will be a table of quilt books available for sale. To keep things simple, we will accept cash only. Hardbound books \$2, paperbacks \$1, patterns 50¢. Please bring smaller bills and loose change, and your own bag to carry away your fabulous finds.



Martha Schwartz, for many years an active guild member, dear friend to many, and an encouraging fellow quilter to all who has had the pleasure of meeting her, recently moved to a home in the East Bay. Her family has donated Martha's fabrics, quilting books, and quilting supplies to her sewing circle, who is sharing the goodies with the rest of the guild. First choice for all donated fabric goes to community outreach, of course, but there is still plenty left over.

At this free-table event there will be a separate area for the book sales. Because of the large number of quilt books that have been donated that the library cannot use, we propose to sell these books and offer our members an opportunity to purchase them before they are donated to other organizations. Judy, our guild librarian, currently has approximately twenty banker's boxes full of quilt-related books ready for sale.

There will be two opportunities to purchase these books. First, in conjunction with this February free table; and second, at the 19th March general guild meeting.



No Fabric Swap at the February General Meeting

submitted by Christine Reiter

Due to the format of our February meeting, we will not have a Fabric Swap. If we have a lot left over from Judy's free-table event, Val and I may bring some goodies to a general meeting for folks to go through.

Dorcas hand quilters, led by Patty Klimek, will host the Fabric Swap at the March meeting.



Committee Notes

submitted by Judy Grady: **Library Notes.** We have an extensive library. See our collection online. Select a book and it will be delivered to you at the next meeting or you can pick it up at the library or my home in the Sunset district. ~Judy Grady, JudithGrady19@gmail.com.

submitted by Mary Padbury: **Hospitality.** Members have been enjoying the variety of snacks the quilt-guild members have been bringing to the meetings. Members having birthdays in February, please bring a snack to the general meeting 20th February.

submitted by Christine Reiter: **QuiltAway.** San Francisco Quilters Guild's QuiltAway 24th, 25th–28th April 2024. Registration opens 12th February! Register online at <http://tinyurl.com/QuiltAway2024>.

QuiltAway is back with all of your favorite traditions of our past QuiltAways and a few new ones! Join us for a long weekend of connection and community featuring a dynamic line up of instructors, an open-studio option, free table, Sew & Tell, evening programs . . . and much more! We are excited to be returning to Camp Newman. This

newly rebuilt retreat center in the Santa Rosa hills offers beautiful indoor and outdoor spaces, new accommodations, fabulous food, walking trails, and large program spaces. Camp Newman is accessible for all mobility needs. For more information check out the guild website at www.sfquiltersguild.org/activities/quiltaway/. Questions? Contact Christine Reiter at christinemreiter@icloud.com.

Save the Dates
24th/25th–28th April 2024
QuiltAway 2024

submitted by Dani Lawler: **Membership.** Have you noticed the changes on the website that occurred in January? The new "look" of the website produced some changes in the Members Only page that we want to call to your attention. First, the Membership Directory looks different, although the contact information displayed has not changed. Second, the My Account window may spontaneously appear or you may select it toward the bottom of the Members Only page. This new feature shows your current membership level; if you are not a current member, you will see a message that you don't have an active membership. Eventually you will be able to use the My Account feature to update your contact information (i.e. email, phone, street address) but for now please continue to send email to membership@sfquiltersguild.org with any changes. Third, the look of the Join/Renew windows have changed and more changes are coming before the renewal period begins in August.

A pdf that you can download and print of our 2023–2024 Membership Directory, current as of January 19, 2024, is available on the Members Only page. This printable directory also includes contact information for officers, committee leaders, and Affiliates. At the end of the document is a list of members by first name. Please be aware that this document is only updated a couple of times a year whereas the Online Membership Directory is updated most Fridays.



submitted by Palmore Hoyt. **Programs.** I'd like to introduce the Program Committee— Maren Larsen, Daphne Powell, Radha Weaver, and Palmore Hoyt. You will be hearing from any one of us over time as we collect information on future speakers and create other events.

submitted by Jessica Church. **Looking for a Few Volunteers!** San Francisco Quilters Guild is looking to add a permanent marketing role to its ranks. This is a call out to anyone interested in helping me on a committee to help shape the ins and outs of the responsibilities of this role and how it will integrate into our guild. I am hoping that a few of you out there have some experience with marketing, or marketing for a nonprofit in the wider world, and would be willing to help shape this role for our guild. As for the committee responsibilities, I am seeing a few meetings for brainstorming and outlining of the role—as well as the presentation of our outline and any possible candidates to the board at a future meeting for approval.

If you are interested in being on the committee or have interest in the future marketing role itself, please feel free to reach out to me (Jessica Church) at jessica8mint@hotmail.com or 415.722.5993.



Copyright & Quilters

submitted by Adrienne Hickman

Every day we quilters deal with copyrighted material either as creators of original designs or as users of the designs of others. Once the quilt is made, the original design is automatically copyrighted. When you use a purchased pattern or one published in a book, magazine, or webpage, you are using copyrighted material. So, what does copyright mean to the guild and our members?

Our library has a binder of information on copyright law compiled by the Copyright Committee in 2002. It is a great resource and if you are skilled in legal research it is a good starting point for research into more up-to-date authority. You can also do an internet search of “copyright quilts” and find more information on copyright and its application to quilting. None of these sources are intended to be legal advice. For that you must consult an attorney.



In 2001 the Copyright Committee recommended the following: All Block of the Month blocks should be an originally designed block; or a block from the public domain; or a block reproduced from a publication (online or hard copy) with written permission from the holder of the copyright.

Opportunity Quilts should be either original designs; or come from a quilt or block in the public domain; or permission in writing from the holder of the copyright must be obtained before the quilt is started.

Quilts entered into the quilt show should include the design source on the sign next to the quilt. If it is a copyrighted design the maker may not sell the quilt without permission from the designer. Remember, copyright protection is automatic; the originator does not need to apply for copyright protection.

Library books and magazines may be used to make a quilt for the personal use of a guild member, and includes making copies from the book or magazine to assist in the construction of the quilt. But your copies may not be made to hand out to others.

The biggest change in today's world was brought about by the pandemic and zoom when many of us started taking classes online. Our guild and others hired teachers and offered paid workshops on zoom and continue to do so. YouTube is full of instructional videos. The lines between fair use and violation became less clear. But, the bottom line is that we love our quilt-book authors, bloggers, YouTubers, and pattern designers and we do not want to take away their ability to profit from their creativity. After all, creativity is their day-job!



Pantone's 2024 COTY (Color of the Year)

PANTONE® Peach Fuzz is a velvety gentle peach whose all-embracing spirit enriches mind, body, and soul. A compassionate and nurturing peach shade highlighting our desire for togetherness with others and the feelings this creates, Peach Fuzz



presents a fresh approach to a new softness. Subtly sensual, a heartfelt peach hue with a tender touch, PANTONE 13-1023 Peach Fuzz communicates a message of caring and sharing, community and collaboration.



Quilters Cables Newsletter



Deadlines for <i>Quilters Cables</i>		
Pub month	Deadline	Meeting
February	31 st Jan	20 th Feb
March	28 th Feb	19 th March
April	3 rd Apr	16 th April
May	1 st May	21 st May
June	29 th May	18 th June
July	26 th June	16 th July
August	31 st July	20 th Aug
September	28 th August	17 th Sept
October	28 th Sept	15 th Oct
November	23 rd Oct	12 th Nov
December	no newsletter	10 th Dec

submitted by Ginger Ashworth

To submit your information to our monthly newsletter: email news, articles, art (jpg), ads, and event notices to editor.quilterscables@gmail.com. If you want to read something in the newsletter, email information directly to the editor—don't expect her to have the information from other sources! Any questions call Ginger at 415.793.8447. All contributions must be pre-edited; editors reserve the right to edit for grammar, clarity, and length. *Regarding the deadline:* Deadline for contributions is usually 5 P.M. on the Wednesday three weeks prior to the general meeting. Please copy, save, and tape the *Deadlines for Quilters Cables* calendar to your personal calendar. Plan

ahead! If anyone needs a deadline extension, it can probably be arranged—we will not be able to accept late submissions without prior arrangements. *Advertisements:* Prepayment required for ads: \$20 members, \$30 nonmembers. Mail payments, made out to SFQG, c/o Ginger Ashworth, 875 42nd Avenue, San Francisco 94121.



Workshops

Appliqué + Piecing = New Possibilities, with Sheila Frampton Cooper (virtual / zoom workshop)

Two three-hour sessions for six total hours (note the different times) Saturday, 4th February: 10 A.M., and Saturday, 10th February: 1 P.M.

Award-winning (Houston, Paducah, etc.) and world-renowned quilt artist . . . highly sought-after instructor . . . cover girl



for *Simply Moderne* magazine, and more . . . and her work has been displayed in the United States, France, England, Italy, China, and Japan—Sheila is known for her bold, graphic, and colorful work.

For our guild, Sheila will be teaching a two-session workshop. This gives you the great opportunity to work on your piece between sessions and receive valuable feedback.

Afraid of the 'A' word? Don't think 'A' is your cuppa . . . Well, this is not like any 'A' you have done before! In *Appliqué + Piecing = New*

Possibilities you will learn to create your own original pattern and assemble the forms using a technique called Appli-piecing, originally developed by Caryl Bryer Fallert-Gentry. With this technique, you can bring almost any complex abstract or realistic idea into quilt form. You will retain a clean, graphic look and when complete, you will have a quilt top pieced together with a 1/4" seam allowance.

Workshops

Please email Sam and Barb with any suggestions or questions about workshops, or to be placed on a workshop waitlist:
workshops@sfquiltersguild.org.



from the Membership Corner

submitted by Julia McLeod

Dani Lawler and Julia McLeod are your membership co-chairs.

Pat Connell is our trusty greeter at the welcome table. We are seeking extra folk to help with the task of welcoming new members, showing them around at the start of the meeting, and generally being friendly. If you're willing to do this for the guild—even just a couple of times this year, please contact Julia McLeod. Her info is in the membership directory.

Visitors are welcome to attend our meetings for a \$5 guest fee. Find the link for zoom guests on our homepage under 'Our Next Lecture'.

San Francisco Quilters Guild membership runs from 1st October of one year to 30th September of the next year. Membership fees for October 2023 to September 2024 are: \$45 for full members, \$25 for junior members (17 years old or younger), \$50 for affiliates, and \$20 for newsletter. Further membership details are on our website www.sfquiltersguild.org.



Tenniel's Contributions

submitted by Christine M. Anderson

Over two hundred years ago on 28th February 1820, the classic illustrator of *Alice's Adventures in Wonderland*, Sir John Tenniel was born. Those line drawings motivated an interpretation for a baby quilt for a baby being born to a mother Allison, her own birthday a couple of weeks before *Alice* author Lewis Carroll was born 192 years ago January 27, 1832. If you are aware of copyrights, the original book was published in 1865 and so long since lapsed into public domain (not so for Disney's 1951 animation nor Mad Hatter Johnny Depp's 2010 version). Tenniel's engraved line art came into public domain in 1964, as Tenniel died in 1914. A fast internet search "alice in wonderland public domain images" helps all to find prospective art to inspire your stitched fabric pieces too, including the Frog Footman. I am using eighteen-inch high appliqué for that character to receive baby weight, time of birth, and other details.



Edwardian age illustrator Arthur Rackham, born September 19, 1867, died September 6, 1939 so his 1907 *Alice* renderings are also in public domain, done when the original book text entered public domain in the United Kingdom.

Spotlight on Our Affiliates

New Pieces Quilt Shop announces they are open



Bay Quilts 2024 Featured Gallery Artists

February: Sonia Campbell: reception Saturday 10th February 1–3 P.M., Creating with Color, Fabric & Thread
 March: April Mav: Nancy Williams Mystery Quilt Classes
 June: Corless Smith
 July: Sandra Bruce
 August: Martha Wolfe
 September: Lorelle Chambers
 October: Lin Schniffner
 November: Anart Ewing
 December: Emily Kenyon



seven days a week. Their current shop hours: Monday–Friday 10 A.M.–3 P.M.; Saturday 10 A.M.–5 P.M.; Sunday 12–4 P.M. Also, all panel fabrics currently on sale at 20% discount.

2024 Events Calendar 2024

The calendar section is two parts: San Francisco Quilters Guild Members' Events, and Events of Interest to Guild Members.

San Francisco Quilters Guild Members' Events

3rd February, 11 A.M.–1 P.M. Curbside Outreach
 Curbside Outreach at Adrienne's home, 665 Joost Avenue, SF.
 4th & 10th February. Appliqué + Piecing = New Possibilities
 Join Sheila Frampton Cooper's virtual workshop zoombaby.com/about-me.
 2nd March, 11 A.M.–1 P.M. Curbside Outreach
 Curbside Outreach at Adrienne's home, 665 Joost Avenue, SF.

17th–18th Feb., 11 A.M.–2 P.M. Outdoor Free Table + Book Sale
 At Judy Grady's home, 1531 43rd Avenue (Kirkham) in San Francisco.
 24th/25th–28th April. QuiltAway 2024
 Details and registration available 12th February!
 25th–29th 2025. SFQG Quilt Show
 St. Mary's Cathedral, San Francisco

Events of Interest to Guild Members

17th February, 10–11:15 A.M. Khayamiyya: Egyptian Appliqué
 TAC sponsored, Eventbrite tickets. Presented by art historian Seif El Rashidi. In-person at the Koret Auditorium, de Young; also on zoom (zoom preregistration required with \$10 fee for non-TAC members).
textileartscouncil.com.
 22nd–25th February QuiltCon
 Raleigh Convention Center, Raleigh, North Carolina
 7th–9th March, 9 A.M.–5 P.M. March Madness Shop Hop
 The theme is "Picnic Party". Participants include Always Quilting, Blossom Quilting, Cloth and Quilts, The Granary, JMG Fabric and Quilts, Ladybug's Quilts, The Lilly Pad, Quilters Cabin, Quilts and Things. www.quiltersmarchmadness.net.

3rd–7th April Craftcation Business Conference
 Ventura, California. hello@dearhandadelife.com.
 6th–7th April Renegade Craft 2024
 Fort Mason Center, Festival Pavilion. info@renegadecraft.com.
 19th–22nd June, 10 A.M.–5 P.M. Shop Hop by the Bay
 Always Quilting, Beverly's, Family Threads, Golden State Quilting, The Granary, Quilts and Things. shophopbythebay.com.
 24th–27th July Pacific International Quilt Festival
 Mark your calendars for this year's PIQF! Santa Clara Convention Center, 5001 Great America Pkwy, Santa Clara. www.quiltfest.com.
 11th–12th November Renegade Craft 2024
info@renegadecraft.com.

Other Venues

Fine Arts Museums of San Francisco

de Young museum. Golden Gate Park \ 50 Hagiwara Tea Garden Drive, SF \ 415.750.3600 \ famsf.org

Legion of Honor museum. Lincoln Park \ 100 Legion of Honor Drive, SF \ 415.750.3600 \ famsf.org

Loose Ends

Loose Ends is an organization of over 11,000+ volunteers who complete projects left behind unfinished when a crafter passes on or is no longer able to continue their project. You can submit a project for finishing or become a volunteer finisher on their website. They also have a wonderful page of organizations where you can donate crafting materials, such as a quilter's stash! www.looseendsproject.org.

San Jose Museum of Quilts & Textiles

San Jose Museum of Quilts & Textiles. 520 S. First Street, San Jose 95113; 408.971.0323. www.sjqmilmuseum.org.

Museum Hours: Open: Friday–Sunday: 11 A.M.–5 P.M. Every First Friday: 6–9 P.M. Closed: Monday–Thursday.

SCRAP

SCRAP, 2150 Newcomb Avenue, SF • 415.647.1746 • scrap@scrap-sf.org. Shopping Hours: Tuesday–Saturday: 10 A.M.–6 P.M. Bring your own shopping bag.

Textile Arts Council

The Textile Arts Council is a curatorial support organization of the Fine Arts Museums of San Francisco. Every year, TAC supports an incredible array of fabrics and information from around the world. www.facebook.com/TextileArtsCouncil/.

02/17 ...Khayamiyya: The Magnificent Textile Art of Egyptian Appliqué Work

Lecture with Seif El Rashidi—presented both in person and via zoom. Koret Auditorium, de Young museum, Golden Gate Park.

02/24Celebrating California Couture

The Fine Arts Museums of San Francisco has just chosen one of Verrieres & Sako's couture gowns for its permanent costume collection. Before it is spirited away, TAC members have a chance to see it up close and meet the designers in the unique Store House space at Fort Mason Center. This Oakland-based fashion label, founded by Stephanie Verrieres and Kimie Sako in 2008, has been making waves with their innovative approach to design. They have coined the term "cutting-edge basic" to describe their day-to-evening wardrobe collections that feature luxurious techniques, detailing, and silhouettes typically found in high-end fashion translated into effortless, wearable pieces. Join us!



03/23 How Textiles Made the World
Lecture with Virginia Postrel—presented both in person and via zoom. Koret Auditorium, de Young museum, Golden Gate Park.



Board Meeting 27th February

submitted by Marie Contreras

THIS MONTH'S BOARD MEETING WILL TAKE PLACE ON ZOOM 27th February, at 7 P.M. Committee chairs, if not attending please email reports. Contact Marie Contreras (415) 271-0142 or mcontreras431@gmail.com with questions. All members are welcome to join the actual zoom meeting: us02web.zoom.us/j/4986129079?pwd=dHZ1N2NEaGZvMC94WHFwa0pVNEVVUT09.



Community Outreach

submitted by Jessica Church and Adrienne Hickman

San Francisco Quilters Guild's Outreach Quilts on the News, KTVU

Fox 2 News reported on the Salvation Army addiction-recovery program *The Way Out* on 16th January. Josh, a program participant, showed off his room at the Joseph McFee Center in San Francisco. On his bed was one of our lap quilts brightening up the room just as we intended.



You can watch the whole report at www.ktvu.com/video/1396661. Thanks to all the guild members who made lap quilts, we were able to deliver forty quilts in the fall of 2023. You can see photos of that delivery in the October *Quilters Cables*. The next delivery is scheduled for March when a second floor will be opened. We are on track for the next forty lap quilts, but don't stop working. *The Way Out* will eventually serve 120 men! Keep those lap quilts coming. Quilts should be 40" x 50" to 50" x 60".

Special thanks go to Christine Anderson who suggested the project after seeing it on CBS news, Jessica Church who followed up with the Salvation Army, and to Lyra Bengtson who saw the quilts on KTVU Fox 2 News. Community Outreach is a team effort!

Dimensions for Quilts

Baby quilts:	36" x 40"
Lap quilts:	40" x 50" to 50" x 60"
Wheelchair:	45" x 45"



Other Outreach Projects. We delivered fifty quilts to Homeless Prenatal this month. They would love to receive fifty quilts a month, but will take any amount we can give them. We will have some new baby quilt kits at the February meeting. Baby quilts are 36" x 40".

UCSF-PICU got sixteen Valentine pillowcases this month. They are happy to get pillowcases for everyone from infants to teenagers. You can pick up a kit at Outreach or make them from your own fabric. There is a pattern on the guild website or you can pick up a hard copy from Outreach. Remember to prewash your fabric in an unscented



Community Outreach Activity in January: Twenty-nine members participated in Outreach.

Members' Fabrics	Outreach Kits Completed	Quilts Delivered
13 baby quilts	7 lap quilts	50 baby quilts to Homeless Prenatal
14 lap quilts		16 pillowcases to UCSF-PICU
14 quilt tops		

detergent and do not use dryer sheets of other scented fabric softeners.

Curbside Outreach takes place on the first Saturday at 665 Joost Avenue, SF, and at our in-person meetings on the third Tuesday of each month.



Tips & Tricks

submitted by Jeanie Low

Tips: Creating a vest with scraps.

Often, people admire a blue vest that I wear and want to know how it was made. So, I thought I'd describe how I designed my vest for those with garment-making skills. It is made by piecing raw silk and Japanese ikat columns into yardage. (I only bought blue dye, the red buttons, and embellishment pieces.) The cotton for the lining came off our guild's free table. The raw silk came from someone who sold garments and had samples. My vest is composed of two separate pieces like a shield and held together with buttons and closure loops at the shoulders and waist. The body provides the shape and doesn't have darts. I sewed it on my domestic sewing machine, a #14 needle, and with longer stitches. The vest may have taken me three months to make.



1. All the fabrics were pre-washed and dried in the dryer. The ikat were indigo blue. I used blue dye to overdy other pieces that were woven in beige or grey with green, red, orange, and white stripes. As a result, all the fabrics complemented each other in various shades of blue.
2. I measured myself (bust and from the length of my shoulder to my hip). Then, I added 6" (3" on each side) to the bust and added 4" to the length on the vest pattern because I wanted to make a pullover vest.
3. I began piecing same-size scraps into columns. The narrow scraps were trimmed to 1½" to 1¾" wide and joined to make longer strips. The wider columns were 4½" and pieced to make longer strips. I sewed two or three double-sized narrow ties with a knot to create textural interest. Then, I pieced all the columns to each other to make larger pieces of yardage for the vest front and back. Afterwards, I cut the vest.
5. All vertical seams were steam-ironed open. Next, batting was safety pinned to the vest front and back. The adjoining seams and each column were machine-quilted with blue thread.
6. Next, the embellishing pieces were hand tacked to the front allowing ½" from the vest seams. The fit was checked. Then the vest front and back with lining were sewn and finished as two separate pieces. (The two button closure loops were already sewn into the back piece at both shoulders and waist seams.) My closure loops were cut at 5" L x 1½" W and the widths were folded in half and sewed.)
7. To finish the vest, closure buttons are hand sewn on the vest front to fit me. A large snap was sewn closer to the neck.

Block of the Month: Peach Fuzz



submitted by Mariana Schwartz

Peach Fuzz Block, February 2024. Due 19th March 2024

An easy block to celebrate the Pantone Color of the Year for 2024! Please use solids. Any color peach will do. I think the combination of lots of different peach tones will look beautiful. Consider making two because it's so easy! Don't forget to square up your blocks before you turn them in. Squaring up is always good practice! Trim block to 8" square.

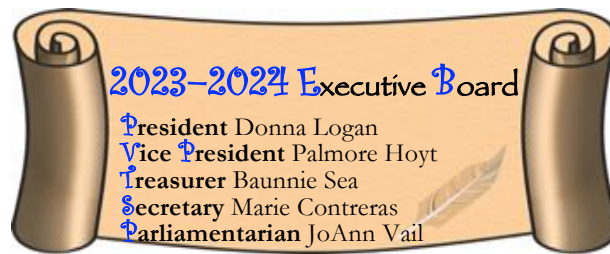
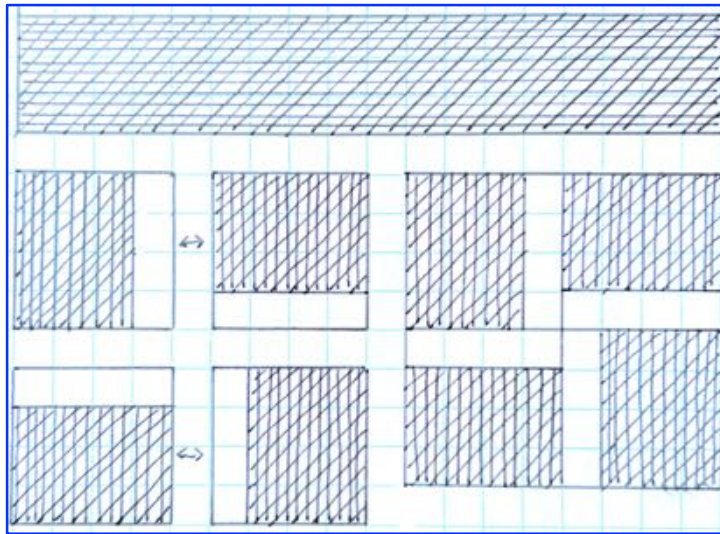
Materials:

1 Peach strip 3½" x 18"

1 White strip 1½" x 18"

Directions:

Sew the long edge of the white strip along one long edge of the peach. Press seams to peach side. Cut strip into four equal squares. Your pieces should be 4½" x 4½". Sew pieces together as shown in the diagram below.



Committees

Community Outreach: Adrienne Hickman, Jessica Church; **Historian:** Jeanie Low; **Librarian:** Judy Grady; **Membership:** Dani Lawler, Julia McLeod; **Programs:** Palmore Hoyt, Maren Larsen, Daphne Powell, & Radha Weaver; **Hospitality Team:** Charlotte Mosher, Mary Padbury, Loretta Roddy

Communication/Publicity: **Newsletter Editor:** Ginger Ashworth
Social Media: **Technology:** Holly Gatto; **Website Team:** Elizabeth Chronis, Tanyung Barnes, Holly Gatto

Activities: **QuiltAway:** Christine Reiter; **Postcards:** JoAnn Vail; **Virtual Sewcials:** Maren Larsen; **Workshops:** Barbara Strick, Sam McIlraith; **Round Robin:** Christine Reiter; **Sewing Circles:** OPEN

Misc: **NCQC Rep:** Maren Larsen



Some Classes Taught by Guild Members

A FEW MEMBERS HAVE SHARED some of their upcoming class information both online and in-person, about what they are teaching. Is there anyone with knowledge to share? Please let us know, and email the information to editor.quilterscables@gmail.com.



~**Joe Cunningham**. **Quilt Freedom Monthly Online Workshops**. “My online workshops are designed to be fun, informative, and three-hours long. I teach them all from my Gallery/Studio in San Francisco unless I am traveling—in which case they will transmit from a different location.”
5th–9th February. Quilt Freedom Retreat. Join Joe at this small group, city retreat in beautiful San Francisco. Your ticket

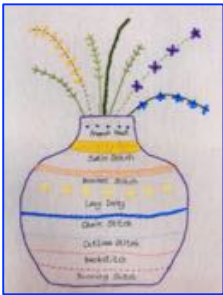


includes four days of tuition and guidance from Joe; three lunches, delivered daily; two dinners on the first and last nights; one inspirational outing in San Francisco. Accommodation is not included but hotel suggestions can be found in the [summary document](#). \$1200.
19th June–15th September. Quilts for These Times solo show, Cahoon Museum of American Art, Cape Cod, Massachusetts. Joe created ten large quilts during 2022–2024 which will debut at the Cahoon Museum—this series of quilts marks a turning point for the artist as each will address current events. Works include three-piece Mariupol, Beagles, Variants, and Extratropical. cahoonmuseum.org.



~**Judith Epstein**—**Saturday, 13th April, 1–5 P.M. Beginning Appliqué Workshop**. Coastside Quilt Studio in Pacifica. Spend an afternoon learning the basics of freezer-paper appliqué. \$85.

~**Pattie Klimek**. **17th February, 10:30 A.M.–2:30 P.M. Beginning Hand Embroidery**, at Cloth Carousel in Vacaville. \$50.



24th February, 10:30 A.M.–1:30 P.M. Beginning Sashiko, at Cloth Carousel in Vacaville. If you enjoyed the Taste of Sashiko demo at our last meeting this class will expand on the basic skills. \$40.

13th April, 10:30 A.M.–2:30 P.M. Beginning Hand Embroidery, at Cloth Carousel in Vacaville. \$50.
www.clothcarousel.com.

~**Julia McLeod**. Hello, fellow guild members! Sorry to say I will be absent from several guild meetings in this first half of the year, so I won't see your dear faces—and your beautiful quilts!—for a while. I have some classes coming up that I'd like to tell you about: If you enjoy visiting Bay Quilts, over the bridge in Richmond, I'll be teaching an in-person class there on **Sunday 17th March, 10:30 A.M.–2:30 P.M.** The name of the class is **Earn Your Stripes!** We'll



explore two ways to build stripey blocks—on the straight and narrow, with accuracy as our goal, or curiously curved, exploiting the stretch of bias-cut fabric strips. This class is suitable for all skill levels. \$90.

On **Tuesday 13th February, 6:30–8 P.M.** a fifth series of the **Lone Robin** begins! This six-part class will take place on zoom. The Lone Robin is an exciting creative journey in which you build your own quilt in response to inspiring prompts from Julia. Class meets every other week on Tuesday: **13th and 27th February, 12th and 26th March, 9th and 23rd April**. Part mystery quilt, part improv exercise, we'll each build our own unique quilt—the wonderful thing about the Lone Robin is that everyone's finished quilt top turns out completely different. We'll share tips, tricks, successes, and challenges. \$144. I would love to have you join us online! **Earn Your Stripes!** and **Lone Robin Quilt** with Julia McLeod are offered through Hello Stitch. Find out more about both these classes at HelloStitchStudio.com.



How to use Silks in Your Quilt Making
with Julia McLeod

Get all the secrets to using silk textiles in quilt making, broken down into the basics.

If you enjoy learning online, I have a seventy-minute on-demand course, **How to Use Silks in Your Quilt Making**, available at Creative Spark for just \$19.99! Find it at creativespark.ctpub.com.


I have several exciting projects in the works that I'll share more about in future newsletters. Happy sewing! ~Julia

~**Jane Strem**. **Finishing School** is being offered at New Pieces Quilt Shop the first Friday of the month: **2nd February; 1st March; 5th April; 10:30 A.M.–'TIL?** Make a reservation with the time you expect to arrive and what kind of help you need at 510.527.6779. \$20. www.newpieces.com.



Book Review

submitted by Ginger Ashworth



"*Embroidered Birds and Their Habitats* by Judy Wilford captures my interest primarily because of the *habitats* in the title. When I first read through the book, in fact, I had a hard time seeing it as a book of "hand-embroidery techniques and inspiration." To me, it is much more of a textile-art book that focuses on the process of building a whole work of textile art. . . ." This excerpt, written by Mary Corbet, came from her website Needle 'n Thread. This incredible book review goes enchantingly on. A guild member, Christine Anderson, shared the link to this website a few months ago. Reading this review makes me want to climb into the middle of this book and absorb every technique, play with every color, and produce first-rate habitats for the birds I love to appliqué. I have written Mary to ask her permission to reprint the entirety of her musings. If granted, then we all will be the lucky recipients of Mary's whimsical ponderings. I shall let you all know, as soon as I hear back from her.

www.needlenthread.com.

In the meantime, I haven't yet received *any* book reviews written by our guild members for this Year of the Dragon. We need them! For March, April, May, June, July, August, September, October, and November. Counting on my fingers, that's nine book reviews! Surely, out of our two hundred-plus members, there are at least nine books being read that are good enough to talk about! Please, please, please, can nine people write one book review each, so that the monthly newsletter can continue to offer this column? Topics of sewing, quilting, embroidery, fiber arts are of paramount interest, but fiction has been trending and several guild members have shared their thoughts about detective stories, which no one has complained about! I'm looking forward to hearing from you! Please email to editor.quilterscables@gmail.com. Thank you!!



Please Support Our Affiliates

✂️ A Quilting Fool Longarm Studio; Nancy Williams

6363 Christie Ave #2525; Emeryville 94608; 707.291.0496

nancyquiltingfool@gmail.com; www.aquiltingfool.com

Longarm quilting services

✂️ Always Quilting; Kit Morse, Julie McAuliffe

4230 Olympic Avenue; San Mateo 94403; 650.458.8580

info@alwaysquiltingonline.com; www.alwaysquiltingonline.com

Fabric, tools, notions, patterns, books, classes, longarm quilting

✂️ Sonya Lee Barrington

837 47th Avenue; San Francisco 94121; 415.666.6627

sonya@sonyaleebarrington.com; www.sonyaleebarrington.com

Quilts, pillows, bags and totes, made from recycled textiles

✂️ Bay Quilts; Sally, Abbeyshane

5327 Jacuzzi Street, #3-C; Richmond 94804; 510.558.0218

create@sfbayquilts.com; www.sfbayquilts.com

Fabric, tools, notions, patterns, books, classes, gallery

✂️ Coastside Quilt Studio, Dana Miller Fiber Arts; Dana Miller

1305-E Palmetto Avenue; Pacifica 94044; 650.733.7200

dana@danamillerfiberarts.com; www.coastsidequiltstudio.com

Longarm services; Custom, T-shirt, & Memory quilts; classes

✂️ Joe Cunningham, Quilter; Joe Cunningham

1587 Sanchez Street; San Francisco 94131

Joe@joethequilter.com; www.joecunninghamquilts.com

Workshops, books, free Quilt Report video episodes

✂️ Don't Be Maker Unknown; Alex Byrne; lixiemakesit.com

lixiyarnover@gmail.com; dontbemakernunknown.com

Quilt labels, quilt gifts, web consulting, workshops

✂️ Dorcas Hand Quilters; contact: Cathey Kennedy;

25 Lake Street; San Francisco 94118; 518.281.0053

me@catheykennedy.com

Group hand quilting

✂️ Golden State Quilting; Buff Jones

2507 S. Winchester Blvd., Campbell 95008. 408.866.1181

quilters@gsquilting.com; www.goldenstatequilting.com

Quilting fabrics, notions, classes, and edge-to-edge automated longarm quilting

✂️ New Pieces Quilt Shop; J. McDonald, M. Miller, K. Shapero, J. Strem

766 Gilman Street; Berkeley 94710; 510.527.6779

info@newpieces.com; www.newpieces.com

Lots of new fabric, tools, notions, books, classes, longarm services

✂️ piecemovement.com; Catherine Sherman

P.O. Box 460413; San Francisco 94146; 415.513.9555

info@piecemovement.com; www.piecemovement.com

Community projects, workshops

✂️ Sarah Jean Makes; Sarah Cain

4343 3rd Street, Unit 201; San Francisco 94124

209.996.5035; sarah@sarahjeanmakes.com *Patterns*

✂️ Serge A Lot; Sherri Stratton

1973 Ocean Avenue; San Francisco 94127; 415.715.8405

924 Ralston Avenue; Belmont 94002; 650.832.1191

sergealot@gmail.com; www.sergealot.com

Sales & sewing-machine repair, Baby Lock & Bernina, classes, fabrics, notions

✂️ Stonemountain & Daughter; Suzan Steinberg

2518 Shattuck Avenue; Berkeley 94704; 510.845.6106

info@stonemountainfabric.com; www.stonemountainfabric.com

Fabrics for garments, quilts, costumes, accessories, patterns; books

✂️ Textile Dream Studio; Sue Fox

1201 55th Street, Oakland 94608; 510.393.1271

foxquilts@gmail.com; www.textiledreamstudio.com

Educational resources



Counting Crows

ONE for sorrow,
TWO for joy,
THREE for a girl,
FOUR for a boy,
FIVE for silver,



SIX for gold,
SEVEN for a secret, never to be told.
EIGHT for a wish,
NINE for a kiss,
TEN for a time of joyous bliss.



Happy Lunar New Year



San Francisco Quilters Guild
Post Office Box 27002
San Francisco, CA 94127

RETURN SERVICE REQUESTED