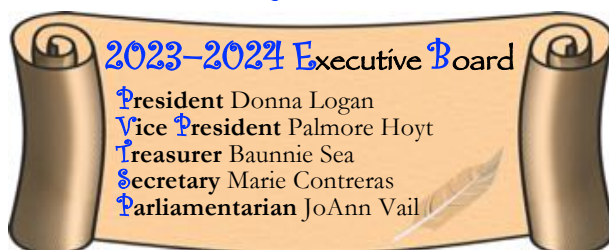


Quilters Cables

San Francisco Quilters Guild ❧ January 2024

Website: www.sfquiltersguild.org ❧ Guild Contact: contact@sfquiltersguild.org



Letter from Our Guild President

Janus is the Roman god that gives his name to our month of January. He has two faces; one faces backwards, the other forward. It's symbolic of how we sometimes feel as January ushers in a new year. It's often a time to reflect on the past year and think more specifically about what we want for the year ahead.

And so it is in our guild. I can reflect back on the high points of the past year: gathering in person *and* zooming to those at home; revival of traditional activities such as Block of the Month, a joyful guild GetAway, a smashingly successful November auction, and a spirited December Make & Take meeting. Behind the scenes, members collected auction donations, set up meeting equipment, made quilts for

Curbside Outreach, finished the bylaws review, made library items available, reorganized our shared Google Drive, found a home for quilt-show equipment, and brought the Lincoln Park Quilters into the guild proper.



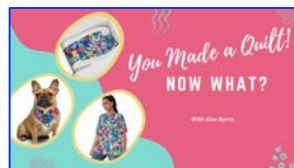
As to our future, we will be producing a guild-wide survey to determine how best to meet members' (both old and new) needs, make better use of technology, and widen our guild volunteer base. I'm confident that when our talented guild members pull together, we will enjoy much success in the coming year. Sew on!!! ~Donna



Speakers: Programs Begin at 7 P.M.

Stepping into the Future: The San Francisco Quilters Guild meets the third Tuesday of every month from 7–9 P.M., except most Novembers and all Decembers—when due to the holidays—the general meeting is usually the *second* Tuesday. Most general guild meetings will be a hybrid meeting: in person at St. Anne of the Sunset, and broadcast via zoom, with the link available on the Members Only page, Facebook page, and President's e-Blast. Nonmembers may pay a \$5 guest fee at the door, get a ticket for zoom, or even join the San Francisco Quilters Guild—as a guild member, general-meeting admission is a part of your membership. We welcome everyone, to continue enjoying our guild's exciting program offerings of lectures and social time.

16th January, 7–9 P.M.: You've Made a Quilt—Now What? with Alex Byrne. Alex Byrne is an artist and entrepreneur living in Oakland, California. Originally from the U.K., she lived and worked in London for more than twenty years before moving to Tokyo, Japan, and then to San Francisco in 2014. She has taught and studied quilts in all three countries. She became president of the San Francisco Quilters





Guild in 2016, serving for two years, and co-chaired the committee behind the very successful QUILT San Francisco 2023 show in March 2023.



After time at the Kent Institute of Art & Design (now “University for the Creative Arts” in the U.K.) Alex’s career took her into science, not-for-profits, and big-tech, while she continued to create and teach classes in sewing, embroidery, knitting, and crochet (quilt2024.com).

Alex has used her extensive e-commerce experience to help artists increase their visibility

online and to develop new and additional income streams related to their art. At the same time Alex continues to create and exhibit her quilts and teach craft workshops. You can read more about her at liximakesit.com.



12th February, 7–9 P.M.: Design for Realism, with Kestrel Michaud (on zoom only)

20th February, 7–9 P.M.: Mini-Workshops, presented by guild members (in person!)

In February the guild has two separate events for you to enjoy.

Monday February 12 @ 7 P.M. by zoom. Quilter/artist Kestrel Michaud will present her lecture *Design for Realism* that focuses on incorporating principles of good design into art-quilt layouts with the intent of creating a realistic piece of art using fabric as a medium. Kestrel’s presentation will be followed by Q&A. The



lecture will be recorded and available to members until 11th March. A bit of a fabric prodigy, Kestrel started making fabric pictures in high school. Since then she was classically trained in art school, had a career as a graphic designer, and returned to fabric arts in 2018. In 2021 she won a grand prize at Houston. All of Kestrel’s quilts are in the style of imaginative realism. She has an entire imaginary steampunk world in her head, complete with

characters, locations, and events. This lecture, *Design for Realism*, is focused on incorporating principles of good design into art-quilt layouts with the intent of creating a realistic piece of art using fabric as a medium. Full text on this lecture: <https://kestrelmichaud.com/classes/design-for-realism/>.

Tuesday February 20 @ 7 P.M. at St. Anne’s we will hold our regular general guild meeting. There will be some make and take, a Sew & Tell presentation, and a free table. This month we will have a few mini-workshops for you to explore new skills or hone those you know: sashiko, English paper piecing, cathedral windows, making perfect circles, appliqué, and more. This meeting is planned to have opportunities to socialize and get to know our fellow members better, now that we are meeting in person again.



Make 2024 Your Best Year Ever for Quilting

submitted by Alex Byrne

For more information, go to quilt2024.com. In a nutshell, this virtual online summit started Wednesday 10th January and runs with 24-hour access to all workshops through 14th January, and is cost free for the week of the event. Each workshop is available for free for 24 hours! It is held 100% virtually, on quilt2024.com <quilt2024.com/offers/ZbeJmNzT/checkout>. After signing up for your free ticket you will receive scheduled class details and instructions on how to access and watch all the workshops. There are over thirty-plus workshops, 20–60 minutes in length, taught by many experts. Connect with fellow quilters inside our Facebook Quilt2024 Upgrade to our VIP Access Pass (\$69) and get access to a full year to enjoy all the presentations, plus incredible bonuses <quilt2024.com/offers/Yo2axeoj/checkout>.



Free Table February 17th

submitted by Valerie Lienkaemper

There will be an outdoor free table (with books!) on February 17th from 11 A.M.–2 P.M. at Judy Grady’s home, 1531 43rd Avenue (Kirkham) in San Francisco.

Quilters Cables Newsletter



submitted by Ginger Ashworth



Deadlines for *Quilters Cables*

Pub month	Deadline	Meeting
January	3 rd January	16 th Jan
February	31 st Jan	20 th Feb
March	28 th Feb	19 th March
April	3 rd Apr	16 th April
May	1 st May	21 st May
June	29 th May	18 th June
July	26 th June	16 th July
August	31 st July	20 th Aug
September	28 th August	17 th Sept
October	28 th Sept	15 th Oct
November	23 rd Oct	12 th Nov
December	no newsletter	10 th Dec

To submit your information to our monthly newsletter: email news, articles, art (jpg), ads, and event notices to editor.quilterscables@gmail.com. If you want to read something in the newsletter, email information directly to the editor—don't expect her to have the information from other sources! Any questions call Ginger at 415.793.8447. All contributions must be pre-edited; editors reserve the right to edit for clarity and brevity. *Regarding the deadline:* Deadline for contributions is usually 5 P.M. on the Wednesday three weeks prior to the general meeting. Please copy, save, and tape the *Deadlines for Quilters Cables* calendar to your personal calendar. Plan ahead! If anyone needs a deadline extension, it can probably be arranged—we will not be able to accept late submissions without prior arrangements. *Advertisements:* Prepayment required for ads: \$20 members, \$30 nonmembers. Mail payments, made out to SFQG, c/o Ginger Ashworth, 875 42nd Avenue, San Francisco 94121.



Workshops

Appliqué + Piecing = New Possibilities, with Sheila Frampton Cooper (virtual / zoom workshop)

Two three-hour sessions for six total hours (note the different times) Saturday, 4th February: 10 A.M., and Saturday, 10th February: 1 P.M.

Award-winning (Houston, Paducah, etc.) and world-renowned quilt artist . . . highly sought-after instructor . . . cover girl



for *Simply Moderne* magazine, and more . . . and her work has been displayed in the United States, France, England, Italy, China, and Japan—Sheila is known for her bold, graphic, and colorful work.

For our guild, Sheila will be teaching a two-session workshop. This gives you the great opportunity to work on your piece between sessions and receive valuable feedback.

Afraid of the 'A' word? Don't think 'A' is your cuppa . . . Well, this is not like any 'A' you have done before! In *Appliqué + Piecing = New Possibilities* you will learn to create your own original pattern and assemble the forms using a technique called Appli-piecing, originally developed by

Caryl Bryer Fallert-Gentry. With this technique, you can bring almost any complex abstract or realistic idea into quilt form. You will retain a clean, graphic look and when complete, you will have a quilt top pieced together with a 1/4" seam allowance.

An encouraging instructor—here are a few quotations from what her students have to say about Sheila . . .

"I highly recommend Sheila's *Appliqué + Piecing = New Possibilities* class. Her hybrid technique is a game changer, allowing virtually any design to come to life as a pieced quilt with clean 1/4" seams. This is such an advantage vs. layered appliqué methods, ensuring bulk-free quilting and a beautifully finished look. In addition, Sheila worked closely and enthusiastically with each student to lend her artistic expertise to composition and color choices of our pieces." ~Karen Brochier

"If you get an opportunity to take a class from Sheila, grab it! Any worries about an online class need not be. I believe you will find new ideas and thoughts as a result of a class from her." ~Catherine Beard

"If you are interested in being a little daring, and would like to receive wonderful guidance and take your quilting and your sense of color to the next level, please sign up for a workshop with Sheila!" ~Eva Karlsson

Registration has recently opened for nonmembers; don't miss this opportunity and register today! Member registration \$75; nonmember registration opened 4th January for \$85. Contact workshops@sfquiltersguild.org to register. Supply list available. To learn more about Sheila Frampton Cooper: www.zoombaby.com/about-me.



Workshops

Please email Sam and Barb with any suggestions or questions about workshops, or to be placed on a workshop waitlist:
workshops@sfquiltersguild.org.



from the Membership Corner

submitted by Julia McLeod

Happy New Year from your membership co-chairs; Dani Lawler and Julia McLeod!

We always welcome new members—tell your friends about our guild. Visitors are welcome to attend our zoom meetings for a \$5 guest fee. Find the link for guests on our homepage under ‘Our Next Lecture’.

Affiliate members enjoy all the benefits of regular membership plus a featured article and a monthly listing in our newsletter. If you would like to become an affiliate, contact our affiliate liaison Ginger Ashworth 415.793.8447 sfqgaffiliateiaison@gmail.com.



SFQG membership runs from October 1 of one year to September 30 of the next year. Membership fees for October 2023 to September 2024 are: \$45 for full members, \$25 for junior members (17 years old or younger), \$50 for affiliates, and \$20 for newsletter. Complete membership details are on our website www.sfqguild.org.



QuiltAway 2024

submitted by Ginger Ashworth

Our next retreat—San Francisco Quilters Guild’s QuiltAway 2024—is coming 25th–28th April 2024, with optional early access on Wednesday 24th April. We have not started registration yet—instructors should be lined up by the middle of February.

San Francisco Quilters Guild members are invited to join other members for a weekend of connection and community! For those who attended the incredibly fantastic Guild GetAway 2023 at Camp Newman (4088 Porter Creek Road, Santa Rosa) at the end of September 2023, this next retreat can’t come too soon as many of us never wanted to leave! Christine Reiter ably took care of the many details both before and during this weekend GetAway, ensuring an incredible experience.

The site of the Santa Rosa retreat is magnificent. This recently rebuilt retreat center in the Santa Rosa hills offers beautiful indoor and outdoor spaces, fine accommodations, fabulous food, and large program spaces. The site includes a dedicated sewing space with floor to ceiling windows, making every workstation fill with bright ambient daylight. Camp Newman also is accessible for all mobility needs. Accommodations include the “Village”: cabins with bunk beds and a shared bathroom; and the “Lodge”, with hotel-style rooms with two queen beds, private bath, mini fridge, and a coffee maker. Camp Newman’s chef is Cordon Bleu trained, and the meals prove it.

Here are a few more photos to show how much fun working in an open-studio environment can be. For more information check out the guild website: sfquiltersguild.org/activities/quiltaway. Questions? contact Christine Reiter at christinemreiter@icloud.com.

Save the Dates
24th/25th–28th April 2024
QuiltAway 2024



Lincoln Park Quilters

submitted by Jeanie Low

Lincoln Park Quilters* is now an extension of San Francisco Quilters Guild. We invite guild members to visit and/or become regulars. We meet “in person” on the 1st, 3rd, and if there is a 5th Friday of each month (9:30–11:30 A.M.) at the Lincoln Park



Presbyterian Church. It is located at 417 - 31st Avenue off Clement Street, in San Francisco. Each attendee pays \$3 per visit to cover the space rental. We zoom from home on the even Fridays of the month at 10 A.M.



Our space includes a number of round and rectangular tables and chairs. We set up and put them away before we leave. There are also two wall storage cabinets for several of our sewing machines and quilting equipment. There is a kitchen and two bathrooms. The stage and tables may be used for pinning quilts. We also have stage space for free quilting items.

Through the years, we've sewed thousands of pillowcases, face masks, wheelchair quilts, quilts, holiday stockings, holiday bags, and premie quilts going to clients of various organizations. Trudy Hom-Gee leads our volunteers to coordinate with Adrienne Hickman and Jessica Church in our guild's community-outreach projects.

Either Betty Tang-Fitzpatrick or Caroline Lieberman "calls the group to order," make announcements, ask for show 'n' tell, and schedule programs. Other members may demonstrate various quilt and craft techniques.

Weekly email reminders are sent with the zoom link or for our in-person gatherings with agreed-upon guidelines. The email may include information on upcoming quilting techniques and/or craft demonstrations.

**Caroline Lieberman, a founder of the San Francisco Quilters Guild, was teaching this group through CCSF Community College until five years ago when CCSF stopped funding senior classes. Members wanted to continue, so Caroline appointed a core group to help coordinate the group and include Betty Tang-Fitzpatrick, Nancy Bardoff, Maren Larsen, Dottie McHugh, Julie Duerksen, and Jeanie Low. Betty Tang-Fitzpatrick handles the group money for expenses like space rental. Contact for your questions: jeanielow396@gmail.com.*



January Leap Ahead

submitted by Christine M. Anderson

Whether it be leapin' lizards on day of Depression-era spunky Little Orphan Annie's emergence {1924 comic strip in NY *Daily News*, based on 1885 poem by James Whitcomb Riley} or (photo 1) my available appliqué of iguana Rango, we all do have



an extra day ahead to accomplish sewing. The 29th next month makes February a leap year. (photo 2) Our family has a great-nephew with his first celebration of his 2020 birth on his birth "day" this year. The internet says about five million people around the world have leap-year birthdays. My godmother Dinah Shore was born February 29, 1916. Julius Caesar was behind the origins of a leap year to allow Roman yearly calendar to keep pace with rotation of earth. "Leap" images usually include frogs, jumping humans, figures dropping off surfaces (cliffs, parachuting from planes). Use leap year to propel a gift for someone who needs encouragement to plunge into a 2024 adventure, be it a vacation or new vocation. If you're ambitious, sew fabric as a personalized photo-album slipcover after measurements



of an office supply-store purchase. The content pages can be remembrances of this year's accomplishments. If you've lived in Northern California for a number of years, are you familiar with the biggest sandcastle competition, LEAP, that supports arts education? Usually in October, architects, contractors, and designers compete to help local elementary school students <leapsandcastleclassic.org>.



Spotlight on Our Affiliates

Bay Quilts 2024 Featured Gallery Artists

January: Ileana Soto
February: Sonja Campbell
March, April May: Nancy Williams Mystery Quilt Classes
June: Corless Smith
July: Sandra Bruce
August: Martha Wolfe
September: Lorelle Chambers
October: Lin Schniffler
November: Apart Ewing
December: Emily Kenyon





2024 Events Calendar 2024

The calendar section is two parts: **San Francisco Quilters Guild Members' Events**, and **Events of Interest to Guild Members**.

San Francisco Quilters Guild Members' Events

6th January, 11 A.M.–1 P.M. **Curbside Outreach**
Curbside Outreach at Adrienne's home, 665 Joost Avenue, SF.
7th January–21st January **43 Quilts on the Wall**
Kings Galleries of the Unitarian Universalist Church, 1187 Franklin St., SF. Joy-Lily's quilt show, any Sunday, or by calling 415.776.4580 to make appt.
10th–14th January **Quilt 2024**
Online event. quilt2024.com.
3rd February, 11 A.M.–1 P.M. **Curbside Outreach**
Curbside Outreach at Adrienne's home, 665 Joost Avenue, SF.

4th & 10th February. **Appliqué + Piecing = New Possibilities**
Join Sheila Frampton Cooper's virtual workshop zoombaby.com/about-me.
17th February, 10–11:15 A.M. **Khayamiyya: Egyptian Appliqué**
TAC sponsored, Eventbrite tickets. Online zoom presentation.
2nd March, 11 A.M.–1 P.M. **Curbside Outreach**
Curbside Outreach at Adrienne's home, 665 Joost Avenue, SF.
17th February, 11 A.M.–2 P.M. **Outdoor Free Table—with Books!**
At Judy Grady's home, 1531 43rd Avenue (Kirkham) in San Francisco
24th/25th–28th April **QuiltAway 2024**
Details and registration available soon!

Curbside Outreach now takes place at Adrienne's house only on the first Saturday of each month, as in-person guild meetings will offer an outreach table.

Events of Interest to Guild Members

17th–20th January **Road to California**
Ontario Convention Center, Ontario California.
February 22–25 **QuiltCon**
Raleigh Convention Center, Raleigh North Carolina
7th–9th March, 9 A.M.–5 P.M. **March Madness Shop Hop**
The theme is "Picnic Party". Participants include Always Quilting, Blossom Quilting, Cloth and Quilts, The Granary, JMG Fabric and Quilts, Ladybug's Quilts, The Lilly Pad, Quilters Cabin, Quilts and Things. www.quiltersmarchmadness.net.

19th–22nd June, 10 A.M.–5 P.M. **Shop Hop by the Bay**
Always Quilting, Beverly's, Family Threads, Golden State Quilting, The Granary, Quilts and Things. shophopbythebay.com.
24th–27th July **Pacific International Quilt Festival**
Mark your calendars for this year's PIQF! Santa Clara Convention Center, 5001 Great America Pkwy, Santa Clara. www.quiltfest.com.

~We advise visitors to confirm details with event organizers

Other Venues

~~~~~  
**Fine Arts Museums of San Francisco**  
**de Young museum.** Golden Gate Park \ 50 Hagiwara Tea Garden Drive, SF \ 415.750.3600 \ [famsf.org](http://famsf.org)  
**Legion of Honor museum.** Lincoln Park \ 100 Legion of Honor Drive, SF \ 415.750.3600 \ [famsf.org](http://famsf.org)

~~~~~  
Loose Ends
LOOSE ENDS is an organization of over 11,000+ volunteers who complete projects left behind unfinished when a crafter passes on or is no longer able to continue their project. You can submit a project for finishing or become a volunteer finisher on their website. They also have a wonderful page of organizations where you can donate crafting materials, such as a quilter's stash! www.looseendsproject.org.
~~~~~

**San Jose Museum of Quilts & Textiles**  
**San Jose Museum of Quilts & Textiles.** 520 S. First Street, San Jose 95113; 408.971.0323. [www.sjquiltmuseum.org](http://www.sjquiltmuseum.org).  
Museum Hours: Open: Friday–Sunday: 11 A.M.–5 P.M. Every First Friday: 6–9 P.M. Closed: Monday–Thursday.

~~~~~  
SCRAP
SCRAP, 2150 Newcomb Avenue, SF • 415.647.1746 • scrap@scrap-sf.org. Shopping Hours: Tuesday–Saturday: 10 A.M.–6 P.M. Bring your own shopping bag.

~~~~~  
**Textile Arts Council**  
The Textile Arts Council is a curatorial support organization of the Fine Arts Museums of San Francisco. Every year, TAC supports an incredible array of fabrics and information from around the world.



## Library Notes for January

*submitted by Judy Grady and Lauren Bianchi*

It's a new year! It's time to consult your guild librarians for inspiration and resources for new ideas! Log on to the guild website and click on **library** to access our vast collection of books. Search by topic. Browse. You may have a book delivered to you at the meeting. Also, Judy is hosting a free table 17th February at 1531 43rd Avenue that includes books!

Until further notice, the library days will be by appointment only—message Judy to tell her when you would like to drop by. Guild members may check out five items at a time and keep them for two months. Email Judy: [judithgrady19@gmail.com](mailto:judithgrady19@gmail.com).



# Board Meeting 23rd January

submitted by Marie Contreras

THIS MONTH'S BOARD MEETING WILL TAKE PLACE ON ZOOM 23rd January, at 7 P.M. Committee chairs, if not attending please email reports. Contact Marie Contreras (415) 271-0142 or [mcontreras431@gmail.com](mailto:mcontreras431@gmail.com) with questions. All members are welcome to join the actual zoom meeting: [us02web.zoom.us/j/4986129079?pwd=dHZ1N2NEaGZvMC94WHFwa0pVNEVVUT09](https://us02web.zoom.us/j/4986129079?pwd=dHZ1N2NEaGZvMC94WHFwa0pVNEVVUT09).



## Community Outreach

submitted by Jessica Church and Adrienne Hickman

**Curbside Outreach** takes place on the first Saturday at 665 Joost Avenue, SF, and at our in-person meeting on the third Tuesday of each month.

**The Salvation Army Rehabilitation Center** is slated to open their refurbished third floor in February and asked if we could supply quilts for the new participants moving in. They need forty lap quilts by mid-March. Quilts should be 40" x 50" to 50" x 60". For color palettes, we have found that the red-, purple-, or orange-themed quilts seem to get snapped up just as quickly as the blues- and browns-, so have fun!

**Holiday Tote Report** from Trudy Hom-Gee. Community Outreach participated in Trudy Hom-Gee's holiday tote project. She reports that she and her team packaged 545 holiday totes:

### Dimensions for Quilts

|              |                        |
|--------------|------------------------|
| Baby quilts: | 36" x 40"              |
| Lap quilts:  | 40" x 50" to 50" x 60" |
| Wheelchair:  | 45" x 45"              |

**Community Outreach Activity in December:** Twenty-four members participated in Outreach.

| Members' Fabrics | Outreach Kits Completed |
|------------------|-------------------------|
| 20 baby quilts   | 1 baby quilts           |
| 14 lap quilts    | 3 lap quilts            |
| 2 quilt tops     | 5 pillowcases           |

78 units went to the VA Hospital's opioid-treatment program  
95 units for the Medical Respite & Sobering Center  
372 units for On Lok—plus 17 lap quilts.

*"Many hands and generous donations contributed to this project, both from SFQG and the Lincoln Park Quilters."*



## Tips & Tricks

submitted by Jeanie Low

Recall on the Steamfast travelling iron; and Quilting Tips



1. There is a recall on the "Steamfast Home & Away Travel Steam Iron", a travelling iron (SF-717, SF-720, SF-727) purchased between January 2009 and September 2023, and Brookstone Steam Bug Travel Steam Irons. Be advised that Vornado Steamfast advises that the power cord may overheat the cord, posing fire and burn hazards. In addition, cord damage near the bushing can result in exposed copper wires, posing a shock hazard. Stop using the iron ASAP. File for a refund or replacement at: [www.steamfast.com/recalls/travelirons](http://www.steamfast.com/recalls/travelirons). You will need to take a photo showing the iron with the cord cut, the model number, and your photo.
2. Mark the side with a green marker where two-prong electrical plugs fit into the electrical socket. Your plugs will fit in the correct position.
3. Put a white paper behind your sewing-machine needle when manually threading. The white paper acts like a light.
4. I have a supply of 1/4"-wide Velcro strips that I sew in place of a snap


and/or zipper when sewing little girl dresses, boy shirt buttons, or costumes.

5. The other day, my nineteen-year-old sewing machine wouldn't turn on. The electrical cord was in good condition and the bobbin winder wasn't engaged. Then I checked the light bulb, and it was burnt out. My machine "came back to life" after I replaced the light bulb.

6. I often burn or have fusible stabilizer stuck on my ironing board cover. Now, I wrap a heavier fabric over the ironing board top and use safety pins to tack the excess fabric to the back.



## Help Wanted: California Heritage Quilt Project



submitted by Adrienne Hickman

The California Heritage Quilt Project is alive and moving forward! They are building on the success of earlier projects and developing new ones. The San Francisco Quilters Guild can and should participate in the revived project. All we need is someone to form a committee. Is that someone you? If so, please contact President Donna Logan or me, Adrienne Hickman.

San Francisco Quilters Guild was an important part of the beginning of CHQP starting in 1983 when a group of quilters, including our guild founder Caroline Lieberman, explored the feasibility of a search for early California quilts. Kentucky had done it, but California is a much bigger state. In 1984 the CHQP was established, Quilt Search Days were held all over the state, and they registered over three thousand quilts. Those records are currently archived at the Los Angeles County Museum of Art. Eventually a selection of quilts was included in *Ho for California! Pioneer Women and Their Quilts* by Jean Ray Laury and the California Heritage Quilt Project published in 1990.

In the new century CHQP has gone digital and is promoting the Quilt Index Self-Submit process to all California residents who want to include their quilts in the California Heritage Quilt Project.

The first Heritage project included quilts from the beginning of California to 1945. The Index is documenting California's quilts of any age and style. If you decide to self-submit you should mention CHQP on the electronic form for self-submit at [www.quiltindex.org](http://www.quiltindex.org) to identify it as a California Heritage quilt.

The Quilt Index is an international repository, where the public has access for personal or scholarly research. It contains thousands of images, stories, and information about quilts and their makers, drawn from hundreds of public and private collections around the world. The project, *Matrix: The Center for Digital Humanities and Social Services*, is housed at Michigan State University. It is a fantastic research tool.

To learn more about the California Heritage Quilt Project see [chqp.org](http://chqp.org) and [www.facebook.com/californiaheritagequiltproject](https://www.facebook.com/californiaheritagequiltproject).

Guild members can also access Caroline Lieberman's "Quilt Maker's Story" on the guild's website. Caroline has more details about the origin of CHQP and the guild's participation in it.



## Block of the Month: Kitty Block

submitted by Mariana Schwartz

**Kitty Block**, January 2024. Due February 20th, 2024

These cute cats sold me with their contrasting ears. For the body I used a Kaffe Fassett print. Use that if you have it or any other large-scale print. Use a contrasting solid for the ears. Use Kona Snow or any other white for the background.

### Materials:

For white background cut:

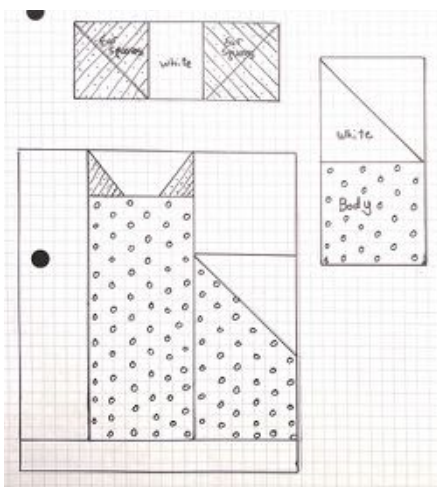
One 1.5" x 3.5" rectangle  
One 3" x 9.25" rectangle  
One 1.25" x 6.5" rectangle  
Two 3.5" squares

For cat body cut:

One 3.5" x 7.5" rectangle  
One 3.5" x 5.5" rectangle

For cat ears cut:

Two 1.5" squares



### Directions:

1.—To make the ears draw diagonal lines on the wrong side of ear fabric squares. Lay the squares, right side down, on the corners of the white 1.5" x 3.5" strip. Diagonal lines should be angled in from the top edge of each corner to make a V shape. Sew along the diagonal lines. Trim seam allowance to 1/4" and press open. 2.—Sew ear block to the top edge of large body-fabric rectangle. 3.—Draw a diagonal line on one of the 3.5" white squares. Align square on top of the right side of small body-fabric rectangle. Diagonal line should run from top left to bottom right. Sew along the diagonal line. Trim seam allowance to 1/4" and press open. Sew second white square

to the white edge of the unit completed in Step 3. 4.—Sew two body units together to form the cat and press seams open.

5.—Sew 1.5" x 6.5" white strip along bottom edge of cat. 6.—Sew 3" x 9.25" white strip along left-hand side of block.

Finished block will be 9" w x 9.25" h.





### Committees

**Community Outreach:** Adrienne Hickman, Jessica Church; **Historian:** Jeanie Low; **Librarian:** Judy Grady; **Membership:** Dani Lawler, Julia McLeod; **Programs:** Lorraine Woodruff-Long, Donna Logan, Julia McLeod;

**Hospitality Team:** Charlotte Mosher, Mary Padbury, Loretta Roddy

**Communication/Publicity:** **Newsletter Editor:** Ginger Ashworth

**Social Media:** **Technology:** Holly Gatto; **Website Team:** Elizabeth Chronis, Tanyung Barnes, Holly Gatto

**Activities:** **QuiltAwav:** Christine Reiter; **Postcards:** JoAnn Vail; **Virtual Sewcials:** Maren Larsen; **Workshops:** Barbara Strick, Sam McIlraith; **Round Robin:** Christine Reiter; **Sewing Circles:** OPEN

**Misc:** **NCQC Rep:** Maren Larsen



## Some Classes Taught by Guild Members

A FEW MEMBERS HAVE SHARED some of their upcoming class information both online and in-person, about what they are teaching. Is there anyone with classes to share? Let us know.

**~Joe Cunningham. Quilt Freedom Monthly Online Workshops.** “My online workshops are designed to be fun, informative, and three-hours long. I teach them all from my Gallery/Studio in San Francisco unless I am traveling—in which case they will transmit from a different location.”



13th January, 9 A.M.–12 noon: **Quilt Freedom Workshop 43: Japanese Influences.** Patricia Belyea of Okan Arts will join me for a (online) look at how Japanese fabric and aesthetics have influenced her work and teaching, and Carolyn Ducey will bring some great examples from some of the best Japanese quilt artists. \$35.

5th–9th February.  
**Quilt Freedom Retreat.** Join



Joe at this small group, city retreat in beautiful San Francisco. Your ticket includes four days of tuition and guidance from Joe; three lunches, delivered daily; two dinners on the first and last nights; one inspirational outing in San Francisco. Accommodation is not included but hotel suggestions can be found in the [summary document](#). \$1200.

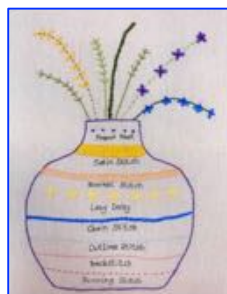
19th June–15th September 2024. **Quilts for These Times solo show,** [Cahoon Museum of American Art](#), Cape Cod, Massachusetts. Joe created ten large quilts during 2022–2024 which will debut at the Cahoon Museum—this series of quilts marks a turning point for the artist as each will address current events. Works include three-piece Mariupol, Beagles, Variants, and Extratropical. [cahoonmuseum.org](#).

**~Pattie Klimek.** Two-session class 20th January and 2nd February, 1–4 P.M., **Make a Crazy Quilt**, at Laci in Berkeley. [lacismuseum.org/classes](#). \$80.

28th January, 10:30 A.M.–2:30 P.M. **Beginning Hand Embroidery**, at Cloth Carousel in Vacaville. \$50.

24th February, 10:30 A.M.–1:30 P.M., **Beginning Sashiko**, at Cloth Carousel in Vacaville. \$40.

13th April, 10:30 A.M.–2:30 P.M. **Beginning Hand Embroidery**, at Cloth Carousel in Vacaville. [www.clothcarousel.com](#).



**~Julia McLeod.** 13th February–30th April, 2024, 6:30–8 P.M.

online: **Lone Robin Quilt**, with Julia McLeod through Hello Stitch. Class meets every other week on Tuesday: 13th and 27th February, 12th and 26th March, 9th and 23rd April. The Lone Robin is an exciting creative journey in which you build your own quilt in response to an inspiring prompt from Julia. \$144.





## Please Support Our Affiliates

⌘ A Quilting Fool Longarm Studio; Nancy Williams  
6363 Christie Ave #2525; Emeryville 94608; 707.291.0496  
[nancyquiltingfool@gmail.com](mailto:nancyquiltingfool@gmail.com); [www.aquiltingfool.com](http://www.aquiltingfool.com)

*Longarm quilting services*

⌘ Always Quilting; Kit Morse, Julie McAuliffe  
4230 Olympic Avenue; San Mateo 94403; 650.458.8580  
[info@alwaysquiltingonline.com](mailto:info@alwaysquiltingonline.com); [www.alwaysquiltingonline.com](http://www.alwaysquiltingonline.com)

*Fabric, tools, notions, patterns, books, classes, longarm quilting*

⌘ Sonya Lee Barrington  
837 47th Avenue; San Francisco 94121; 415.666.6627  
[sonya@sonyaleebarrington.com](mailto:sonya@sonyaleebarrington.com); [www.sonyaleebarrington.com](http://www.sonyaleebarrington.com)

*Quilts, pillows, bags and totes, made from recycled textiles*

⌘ Bay Quilts; Sally, Abbeyshane  
5327 Jacuzzi Street, #3-C; Richmond 94804; 510.558.0218  
[create@sfbayquilts.com](mailto:create@sfbayquilts.com); [www.sfbayquilts.com](http://www.sfbayquilts.com)

*Fabric, tools, notions, patterns, books, classes, gallery*

⌘ Coastside Quilt Studio and Dana Miller Fiber Arts; Dana Miller  
1305-E Palmetto Avenue; Pacifica 94044; 650.733.7200  
[dana@danamillerfiberarts.com](mailto:dana@danamillerfiberarts.com); [www.coastsidequiltstudio.com](http://www.coastsidequiltstudio.com)

*Longarm services; Custom, T-shirt, & Memory quilts; classes*

⌘ Joe Cunningham, Quilter; Joe Cunningham  
1587 Sanchez Street; San Francisco 94131  
[joe@joethequilter.com](mailto:joe@joethequilter.com); [www.joecunninghamquilts.com](http://www.joecunninghamquilts.com)

*Workshops, books, free Quilt Report video episodes*

⌘ Don't Be Maker Unknown; Alex Byrne; [lixiemakesit.com](http://lixiemakesit.com)  
[lixieyarnover@gmail.com](mailto:lixieyarnover@gmail.com); [dontbemakernknown.com](http://dontbemakernknown.com)

*Quilt labels, quilt gifts, web consulting, workshops*

⌘ Dorcas Hand Quilters; contact: Cathey Kennedy:  
25 Lake Street; San Francisco 94118; 518.281.0053  
[me@catheykennedy.com](mailto:me@catheykennedy.com)

*Group hand quilting*

⌘ Golden State Quilting; Buff Jones  
2507 S. Winchester Blvd., Campbell 95008. 408.866.1181  
[quilters@gsquilting.com](mailto:quilters@gsquilting.com); [www.goldenstatequilting.com](http://www.goldenstatequilting.com)

*Quilting fabrics, notions, classes, and edge-to-edge automated longarm quilting*

⌘ New Pieces Quilt Shop; Janet McDonald, Marlene Miller, Kenan Shapero, Jane Strem  
766 Gilman Street; Berkeley 94710; 510.527.6779

[info@newpieces.com](mailto:info@newpieces.com); [www.newpieces.com](http://www.newpieces.com)

*Lots of new fabric, tools, notions, books, classes, longarm services*

⌘ **piecemovement**; Catherine Sherman  
P.O. Box 460413; San Francisco 94146; 415.513.9555  
[info@piecemovement.com](mailto:info@piecemovement.com); [www.piecemovement.com](http://www.piecemovement.com)

*Community projects, workshops*

⌘ Sarah Jean Makes; Sarah Cain  
4343 3rd Street, Unit 201; San Francisco 94124  
209.996.5035; [sarah@sarahjeanmakes.com](mailto:sarah@sarahjeanmakes.com) *Patterns*

⌘ Serge A Lot; Sherri Stratton  
1973 Ocean Avenue; San Francisco 94127; 415.715.8405  
924 Ralston Avenue; Belmont 94002; 650.832.1191

[sergealot@gmail.com](mailto:sergealot@gmail.com); [www.sergealot.com](http://www.sergealot.com)  
*Sales & sewing-machine repair, Baby Lock & Bernina retailer, vacuum dealer, classes, fabrics, notions*

⌘ Stonemountain & Daughter; Suzan Steinberg  
2518 Shattuck Avenue; Berkeley 94704; 510.845.6106  
[info@stonemountainfabric.com](mailto:info@stonemountainfabric.com); [www.stonemountainfabric.com](http://www.stonemountainfabric.com)  
*Fabrics for garments, quilts, costumes, accessories, and home dec; notions, patterns; books*

⌘ Textile Dream Studio; Sue Fox  
1201 55th Street, Oakland 94608; 510.393.1271  
[foxquilts@gmail.com](mailto:foxquilts@gmail.com); [www.textiledreamstudio.com](http://www.textiledreamstudio.com)  
*Educational resources*



Guild member Carolyn Bower shares one of her many incredible quilt projects.

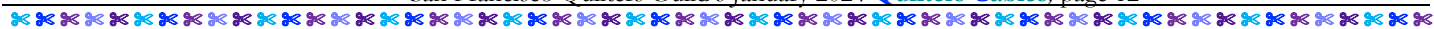




Cathey Kennedy happily holds up one of her beautiful accomplishments.







One who sleeps under a quilt is covered with love.



San Francisco Quilters Guild  
Post Office Box 27002  
San Francisco, CA 94127

**RETURN SERVICE REQUESTED**