



Quilters Cables

San Francisco Quilters Guild ✂ June 2023

Website: www.sfquiltersguild.org ✂ Guild Contact: contact@sfquiltersguild.org ★

President's Message

I'M NOT SNOOPY, BUT I AM DOING A HAPPY DANCE. Meeting in person, keeping the remote-viewing option, restarting our paused activities, welcoming lots of new members, wow! Huge thanks to all who made the first meeting happen, especially the team that located our new location. It was hard! Thanks to all those who signed up to help with the meetings and other activities we want to re-start. If you didn't have a chance to sign up, or weren't sure what some of the activities are or which you'd enjoy, please email guild Vice President Donna Logan or text me at 415.307.7254. We'll be glad to explain the various areas or help you choose something you'll enjoy. ~Peggy



Speakers: Programs Begin at 7 P.M.



20th June: Julie Silber—A Trunk Show of Some of My Favorite Quilts. JOIN US FOR "A TRUNK SHOW OF SOME OF MY FAVORITE QUILTS" WITH JULIE SILBER. Julie mentioned that she would love it if people want to



bring in some of their quilts made *before* about 1970, and make the talk interactive! Julie is a nationally known lecturer, author, consultant, and curator. For more than thirty-five years, she has been speaking about quilts as a way of exploring the rich world of our female past.

Julie has been selling antique quilts to museums, businesses, and individuals since 1968. Julie was the curator of the world-renowned Esprit Quilt Collection in San Francisco and is the co-author of many

critically acclaimed books, two of which are *Hearts and Hands: The Influence of Women and Quilts on American Society* and *Amish: The Art of the Quilt*. She has curated some of the most respected quilt exhibitions of modern



times—including those at the Oakland Museum and the Fine Arts Museums of San Francisco.

18th July: Karen Maple—Creativity Takes Courage. JOIN US FOR A LECTURE BY LOCAL ARTIST KAREN MAPLE:


"Creativity Takes Courage". Courage is required when standing up to injustice or experimenting with different quilting techniques. Karen, a modern quilter, begins with a fuzzy idea. The idea can transform into a statement quilt or an abstract composition of an elemental concept. Karen is a member of the Modern Quilt Guild and has shown her work at seven QuiltCons along with four museums. Visit Karen's [website allaboutimages.com](http://www.allaboutimages.com), and find her on Instagram [@karenmaple](https://www.instagram.com/karenmaple).





Monthly Guild Meetings.

OUR MONTHLY GUILD MEETINGS WILL BE PRESENTED BOTH IN PERSON, AND ALSO ON ZOOM. Keep in mind that we are in a learning curve how to zoom a live meeting—please be patient with us! Members will find their zoom link under the members-only tab of our website and will also receive the link via eBlast.



Nonmembers may pay a \$5 guest fee online for either a zoom registration link (www.tickettailor.com/events/sanfranciscoquiltersguild/942798), or pay at the door to attend the actual general meeting. The meeting will start at 7 P.M.; doors open at 6:30 P.M. Exciting times! If you come in person, feel free to bring any recent work for a live Sew & Tell, or to bring a

refreshment to share: to spread out the responsibility of providing refreshments throughout the year, we encourage members to bring a refreshment to the meeting in your birthday month—though any refreshment contributions are always welcome! Wear your name tag, if you like. Other meeting activities you may have missed will return gradually as volunteers come forward to manage them. Community Outreach at the Curbside is now only on the first Saturday of the month since the Community Outreach table will be set up at in-person meetings for your convenience to turn in any completed work or to pick up something new to work on. There will be no free table at the in-person meetings, so please do not bring materials to share; for the time being free tables will remain a curbside activity.



Our current venue, St. Anne of the Sunset (which takes up an entire city block) is on Funston Street between Irving and Judah, and our meetings will be held in the Moriarty Hall. The schoolyard will be open for parking, and the entrances for both the meeting space (including accessible ramp) and the schoolyard face Funston Street. Signs will be posted to guide you.

In-person meetings and other activities need volunteers. You'll have the chance to sign up to help with hospitality, meeting setup, AV operations, and other activities you'd like to get going, whether they are things we used to do, like Secret Pals, Friendship Blocks, Block of the Month, Weekend Sewcials, and more, or something fun you'd like to start. We have had many new members join us in the past three years with lots of fresh ideas.
See you there!




Snacks, Treats, and Drinks: Updates from Your Hospitality Team

submitted by Loretta Roddy


Your San Francisco Quilters Guild Hospitality Team is happy to announce that we are kicking off the "Birthday Month Refreshment Contributor" snack-donation plan. To share the task of providing treats at the meetings, we're asking that when it is your birthday month, please consider bringing a snack or drink to share at that month's meeting. For example, if your birthday falls in June, you would bring something to the 20th June meeting. You are, of course, welcome and encouraged to contribute when it's not your birthday month, but this will deputize a few members each month to supply that meeting's refreshments.



If you have any questions or are interested in joining the Hospitality Team, please reach out to Charlotte Mosher, Mary Padbury, or Loretta Roddy.



Workshops
Our next workshop? Coming soon. Please email Sam and Barb with any suggestions or questions about workshops at workshops@sfquiltersguild.org.



Free Table Hosts Welcomed

WE ALL ENJOY THE CHANCE TO HAND OFF OUR UNWANTED MATERIALS AND PICK UP SOMETHING NEW, but holding a free table at the guild meeting can be messy and distract from all the other things we want to do at that time. So, free tables will continue to be "curbside" affairs for the foreseeable future. Almost anyone can host a free table at their home, and members would enjoy having them in various neighborhoods, so please contact Valerie Lienkaemper if you're interested in hosting!





Executive Position Open for 2023-2024

submitted by JoAnn Vail

Hello, Members: The position of president of the San Francisco Quilters Guild is open for next year. Any candidates interested in this office should have good organizing and communication skills and have some previous experience in a leadership role.

If you wish to be on the ballot, contact me. Otherwise, please become a member of the nominating committee and help to contact qualified candidates. Thank you for assisting to fill this very important position.



Sewing Circles

Our 1st Thursday online sewing circle takes place the first Thursday of the month at 7:30 P.M. Its link is on the website's members-only page.




Seeking Volunteer Stitchers—Maybe You . . . ?

submitted by Sue Fox

San Francisco Quilters Guild members Sue Fox and Pam Condie are coordinating a Donation Quilt project to supply quilts for formerly incarcerated men who will be living in a forty-bed hotel that has been transformed into a residential job-training and transitional-services program. There are three ways that you can contribute:

- 1) **Stitch a quilt kit**—These are 60" x 90" (twin) tops, made up in a "One Patch/Four Patch" design. (There will be kits available at the next couple of guild meetings.)
- 2) **Utilize our pattern**—Pull fabrics from your own stash and build from start to finish. Illustrated pattern handouts will also be available at our guild meetings.
- 3) **Donate fabrics**—We are looking for 100% cotton "guy" fabrics (think: guy colors, patterns, and gender-neutral materials) sized from 1/4 yard through multiple yards.

Look at the material in your stash . . . Do you love it? Will you use it? If you answered "no!" to either of these questions . . . Please donate that material to our project. (Also accepting 100% cotton men's button-up shirts—clean and in sturdy condition—to cut for this project.)



Note—We are establishing this as an ongoing project in collaboration with Pastor Jennings of West Oakland's "DREAM Center" where residents receive "wrap-around services" to prepare them to successfully re-enter the local community.

Can you join our "DREAM" Team? Contact Sue Fox directly—510.393.1271 or email foxquilts@gmail.com, subject line: "DREAM Donation Quilts".



In Memoriam

Carol J. Damm

Carol Damm, 79, died on May 22, 2023 from lung cancer. She was born in Columbus, Wisconsin to Caroline and Willis Damm and grew up on a farm there. After her graduation from the University of Wisconsin in 1966, she moved to San Francisco. She had a long career teaching elementary grades in San Francisco public schools. After her retirement she became an accomplished quilter—and a member of SFQG's sewing circle Bee Modern—and created a native plant garden at her home. She loved good food, art, books, nature, travel, music, and family.

Carol is survived by her son Eric Young, daughter-in-law Gentry Clements, granddaughter Ava Young, and her brothers William (Jean), John (Wendy), and Fulton, as well as many relatives and good friends.

A funeral Mass was celebrated 9th June at St. Dominic's Catholic Church, San Francisco. In lieu of flowers, you may make a donation to an environmental organization.



Jeanne Matysiak



Jeanne Matysiak died on 27th May 2023 from an accident. *Wanda Lewis* wrote: It is with great sadness that we say goodbye to Jeanne (Hale) Matysiak, a beautiful daughter, sister, mother, grandmother, and friend to so many. Her energy and generosity live on in our hearts. We are forever grateful for the time and adventures we shared with her. She will truly be missed by many. Jeanne was bigger than life, a remarkable talented generous woman that seemed to have endless energy. Some of Jeanne's guild accomplishments: she ran the 2018 QuiltAway 15 at Walker Creek Ranch, and in 2019 she put together a Mini-Quilt Retreat also at Walker Creek Ranch. She has donated numerous hours to longarm quilting quilts for community outreach, Laguna Honda, and for the veterans—and she has donated numerous quilts to those organizations. She was a recipient of many quilt awards. She was involved in so many other organizations outside of San Francisco Quilters Guild. Here's a few of them: American Legion Auxiliary/American Legion, Mizpah Fellowship, Boys and Girls Club, Native Sons; and she served on the

Jefferson Union High School board for eight years starting in 2008. A "Celebration of Life" will be held on 12th August, at St. Andrews Church, 1125 Terra Nova Blvd, Pacifica. A service will be held at 11 A.M., followed by a community gathering with light refreshments from 12–2 P.M. All are welcome, please feel free to share this notice. In lieu of flowers we request donations be made to honor Jeanne's commitment to community service. Donations can be made to the Mizpah Fellowship Volunteers (752 Serena Drive, Pacifica 94044), a group Jeanne was deeply involved with for decades. Donations also can be sent to Oceana High School, c/o Matysiak Family Scholarship, 401 Paloma Avenue, Pacifica 94044.

Pernille Gutschick wrote: Jeanne Matysiak was the best friend you could ever ask for. I was lucky enough to have known her.

Jeanne was the most generous person I have ever met; she gave so much of herself to so many people. As seen in these photos, she would show up and offer to help and would stay late and help me load up, just 'cuz! That was Jeanne. My heart is breaking over the loss of Jeanne, she was taken from us way too soon.

Jeanne sent a couple messages for the newsletter a few days before her passing; an unexpected final hurrah . . .

I'm so very thankful for the newsletter. I look forward to reading the online and save my copy of the printed version too. I don't do zoom so you are my window to the guild and what's happening. I was emailing with Gloria recently about QuiltAway and/or a retreat. I have been thinking a lot about what I want to commit to doing. She suggested I write something for the newsletter.

I now have three grandsons and I'm spending as much time with them as my work schedule allows. The four-year-old is coming to visit for swimming lessons and hide 'n seek games often. Of course the one-month-old and two-month-old babies need grandma's cuddling.

Idea for the newsletter article are floating in my head and need your help putting together a call for volunteers. Our quilt show was absolutely the best! I first joined the guild because everyone wanted to go to a QuiltAway retreat. There was a limit of how many quilters a site could accommodate and you sent in your deposit and workshop preferences as soon as registration opened. We hired workshop leaders and the guild funded their fees and accommodations. We have held a couple of retreats with no fees paid by the guild, good times with new and old friends working on independent projects. I have amazing memories from both types of getaways.

The guild needs a committee to plan our next opportunity to gather. It could be full scale or something more casual, it's up to the new committee to plan. Help please, you are so good writing our newsletter. Let me know your thoughts.

QuiltAway or Mini-Retreat, Getaway with Quilters. I joined the guild many years ago so I could attend QuiltAway. Three nights with fellow quilters, classes and fun, grand memories. Once I went, I never missed a QuiltAway. The guild paid for the workshop instructors and each of us paid for our room and meals. QuiltAway was offered every other year. You sent in your deposit and workshop preferences as soon as registration opened. Two years seemed too far to wait for another opportunity to gather so mini-retreats were arranged. No guild expense, no workshops. Time together with new and old friends to sew on your own projects. Volunteers are needed to plan a mini-retreat and our next QuiltAway. The guild needs a committee to plan our next opportunity to gather. It could be full scale or something more casual, it's up to the new committee to plan. Overnight or day events closer to home? Guild member instructors or someone you would like to invite to join us? Our next QuiltAway or mini-retreat can be different from the past, but it will only happen if volunteers want to do some brainstorming, investigating, and making plans. If you want to help with either getaway, shoot an email over to me, Jeanne Matysiak . . . I'm looking for someone to host a brainstorming gathering for quilters who want to investigate the possibilities. ##



← Here is a miniature fairy house, titled Edible Treats at 2023 San Mateo County Fair. Photo taken by Sara Guyol.



submitted by Marie Contreras

THIS MONTH'S BOARD MEETING WILL TAKE PLACE ON ZOOM 27th June, at 7 P.M. Committee chairs, if not attending please email reports. Contact Marie Contreras (415) 271-0142 or mcontreras431@gmail.com with questions. All members are welcome to join the actual zoom meeting: <https://us02web.zoom.us/j/4986129079?pwd=dHZlN2NEaGZvMC94WHFwa0pVNEVVUT09>.

Board Meeting 27th June



UFO Mystery Challenge



submitted by Maren Larsen

WE'RE BACK! The UFO Mystery Challenge is a fun community-building project that will engage our members and raise a bit of money. Participants receive a fabric grab bag containing an unfinished object (UFO) and/or fabric donated by another member(s). Using the contents inside, they have approximately five months to complete a new quilted object. This could be a lap quilt, table runner, wall hanging, quilted jacket, *any* fabric project as long as it uses at least half of the Mystery-Bag contents. All participants who finish by the December guild meeting will be featured during the Sew & Tell and be entered into a drawing for a gift certificate. Recommended donation for participants is \$10 donation for the first bag taken and \$5 for each additional bag per person. For further information, contact Maren Larsen.



2023 UFO Mystery Challenge. Your mission, should you decide to accept it, is to create a completed quilted project with the contents of a UFO Mystery Bag. The rules are simple. For a small donation to the San Francisco



Quilters Guild, each participant will receive a UFO bag containing incomplete fabric project(s). As the new owner of this bag, you will create a finished fabric project of your choosing by the 2023 December guild meeting. Community Outreach encourages baby quilts from 36" by 36" to 36" x 45"; or lap quilts 45" x 60"—but this is *not* a requirement of the challenge, only an FYI. Any completed fabric project, jacket, placemat, purse, table runner, etc. qualifies as long as it is done.

You must use at least half of the items in your challenge in a way that shows on the final project. You may add items from your own stash or the free table, but try not to purchase anything new. Projects completed will be featured in the December Sew & Tell and entered into a drawing for a \$50 gift certificate. You can donate your

UFO at the June guild meeting (no cost of course). **Why donate?** Clean up your sewing space, eliminate guilt for not completing it yourself, see your work completed in a way you didn't expect, help the guild raise money. **Why take a bag?** For fun! Be part of a group project with a limited time and size commitment, use those brain cells by challenging yourself to finish a project you didn't begin—try a new color combination or technique, win a prize, participate in the December Sew & Tell, help the guild. Pick up a Mystery Bag at the July meeting (\$10 recommended donation).

As usual, should you be unable to complete this mission, you may disavow any participation in the project. The Mystery Bag will *not* self-destruct in thirty seconds, it's up to you to finish the UFO looming inside! Good luck.

Timeline:

June.....collect donated UFOs

July.....Mystery Bags available at guild meeting

August–Novemberpeople work on their projects

DecemberSew & Tell show and drawing of final prize at monthly guild meeting.



Secondhand Fabric Resource

submitted by Alex Byrne

Sometimes the universe pushes you in a certain direction. Within twenty-four hours I'd been horrified at how much water it took to dye some old clothes red, had a friend talk to me about the environmental impact of new cotton fabric including quilting cotton, *and* been sent a list of secondhand fabric sources in the Craft Industry Alliance's newsletter. You can find this last resource on the website of one of our very own members—Radha Weaver, with her blog www.sewingthroughfog.com. Radha has compiled a great list of online and in-person stores and locations that include SCRAP, which Catherine Sherman talked about in May's great lecture. Some other sites Radha mentions include (in her website's field) Secondhand Fabric Finder: FabMo, Sunnyvale; Legacy Sewing and Craft, Sebastopol; Slow Fiber, Monterey; and ReCreate, Rocklin. Also, a quick search on Yelp finds fifty-three venues that offer vintage fabrics in the Bay Area! Next time you are looking to buy fabric, check out some of these more environmentally friendly options first.



Quilters Cables Newsletter

Deadlines for <i>Quilters Cables</i>		
Pub month	Deadline	Meeting
June	31st May	20th June
July	28th June	18th July
August	26th July	15th August
September	30th August	19th Sept
October	27th Sept	17th Oct
November	25th Oct	14th Nov
December	no newsletter	12th Dec

EMAIL NEWS, ARTICLES, ART (JPG), ADS, AND EVENT NOTICES to editor.quilterscables@gmail.com. Any questions call Ginger at (415) 793-8447. All contributions must be pre-edited; editors reserve the right to edit for clarity and brevity. *Regarding the deadline:* Deadline for contributions is 5 P.M. on the Wednesday three weeks prior to the general meeting. Plan ahead! If anyone needs a deadline extension, it can probably be arranged. Now that we meet in person, the printer will need time to



print the paper copies, and we will not be able to accept late submissions without prior arrangements. *Advertisements:* Prepayment required for ads: \$20 members, \$30 nonmembers. Mail payments, made out to SFQG, c/o Ginger Ashworth, 875 42nd Avenue, San Francisco 94121. Let us know if you prefer receiving a print version newsletter that you can pick up at the general meetings, rather than via email.



2023 Events Calendar 2024

The calendar section is two parts: **San Francisco Quilters Guild Members' Events**, and **Events of Interest to Guild Members**.

San Francisco Quilters Guild Members' Events

17th June **Library will be closed**
17th June, 9 A.M.–12 NOON **QFW36: Kaleidoscopic**
 Paula Nadelstern joins Joe Cunningham. (Eventbrite). \$35.
17th June, 10:30 A.M.–1:30 P.M. **Visible Mending the Boro Way**
 Pattie Klimek at Cloth Carousel in Vacaville. \$35. www.clothcarousel.com.
24th June, 10:30 A.M.–2:30 P.M. **Beginning Hand Embroidery**
 Pattie Klimek at Cloth Carousel in Vacaville. \$50. www.clothcarousel.com.
25th June, 11 A.M.–5 P.M. **Patchwork Show Santa Rosa**
 Old Courthouse Square, Santa Rosa Avenue @ 3rd Street, Santa Rosa. Patchwork Show is Dear Handmade Life's bi-annual makers' festival showcasing local emerging artists, crafters, junior entrepreneurs, and designers alongside artisan food, DIY crafting, and music. Free.
28th June, 6–9 P.M. **Learn Hand Quilting on a Frame**
 Join guild member Joe Cunningham, who will be teaching hand quilting on a frame in his studio on Market Street. Everyone will have a seat at the frame and be able to grab a glass of wine and light refreshments as they learn. Tickets available from www.joecunninghamquilts.com/events. \$50 (free places available for those experiencing financial difficulties).
1st July, 11 A.M.–1 P.M. **Curbside Outreach**
 Curbside Outreach at Adrienne's home, 665 Joost Avenue, SF.
8th July, 9 A.M.–12 NOON **QFW37: Abstract Applique**
 Heidi Parkes joins Joe Cunningham. (Eventbrite). \$35.



21st July and 18th August, 2–4 P.M. **Calling All Scrap Quilters**
 Bernal Heights branch library community room, 500 Cortland Ave., SF.
 Joy-Lily shares scrap-quilting ideas. Free.
29th July, 10:30 A.M.–1:30 P.M. **Sashiko Wrapping Cloth**
 Pattie Klimek at Cloth Carousel in Vacaville. \$35. www.clothcarousel.com.
5th August, 11 A.M.–1 P.M. **Curbside Outreach**
 Curbside Outreach at Adrienne's home, 665 Joost Avenue, SF.
12th August, 10:30 A.M.–1:30 P.M. **Intro to Sashiko**
 Pattie Klimek at Cloth Carousel in Vacaville. \$35. www.clothcarousel.com.
18th August, 2–4 P.M. **Calling All Scrap Quilters**
 Bernal Heights branch library community room, 500 Cortland Ave., SF.
 Joy-Lily shares scrap-quilting ideas. Free.
19th August, 9 A.M.–12 NOON **QFW38: Luke's Radical Quilts**
 Luke Haynes joins Joe Cunningham. (Eventbrite). \$35.
19th August, 10:30 A.M.–1:30 P.M. **Embroidery 2.0**
 Pattie Klimek at Cloth Carousel in Vacaville. \$35. www.clothcarousel.com.
16th September, 9 A.M.–12 NOON **QFW39: Virtuoso**
 Dr. Scott Murkin joins Joe Cunningham. (Eventbrite). \$35.
14th October, 9 A.M.–12 NOON **QFW40: The Fabrizio Series**
 Margaret Fabrizio joins Joe Cunningham. (Eventbrite). \$35.
18th November, 9 A.M.–12 NOON **QFW41: Modern English**
 Sarah Hibbert joins Joe Cunningham. (Eventbrite). \$35.

Curbside Outreach now takes place only on the first Saturday of each month, and guild meetings will offer an outreach table.

Events of Interest to Guild Members

20th June **deadline for submission to International Fiber Arts XI**
 Submit entries of fiber artwork: www.sebarts.org/call-for-entries.
21st–24th June, 10 A.M.–5 P.M. **Shop Hop by the Bay 2023**
 Six shops participating this year include {guild affiliate} Always Quilting (San Mateo), Beverly's (Soquel), Family Threads (San Juan Bautista), Golden State Quilting (Campbell), The Granary (Sunnyvale), and Quilts and Things (Morgan Hill). www.shophopbythebay.com.
25th June, 11 A.M.–5 P.M. **Patchwork Show: Modern Makers**
 Old Courthouse Square, Santa Rosa @ 3rd St. www.dearhandmadelife.com
14th–30th July **California State Fair**
 1600 Exposition Blvd., Sacramento. calexpostatefair.com
29th July–10th September **International Fiber Arts XI**
 Sebastopol Center for the Arts, 282 S. High Street, Sebastopol. SAQA-sponsored, this show is an in-gallery juried exhibition presenting a distinct approach to innovative and traditional-fiber techniques. www.sebarts.org.
8th–12th August **Five-Day Complex Curves Workshop**
 In-person workshop with Patricia Belyea, Woodland Ridge Retreat, Downsville, Wisconsin. Learning to add curved piecing to your quilt compositions is like being given the keys to the universe. \$1,195 + lodging. www.woodlandridgetreat.com.
thru 20th August **Queer Threads Goes West**
 San Jose Museum of Quilts & Textiles Exhibit. 520 S. 1st St., San Jose.
thru 31st August **Row by Row Experience 2023**
 Theme this year is "summertime". www.rowbyrowexperience.com.
14th–16th September, 9 A.M.–5 P.M. **Quilters Harvest Shop Hop**
 Quilters Harvest Shop Hop will have a barn theme for 2023. Each of the nine participating shops will design a special block.
14th–22nd September **Textile-Focused Trip to London**
 The TAC-sponsored member trip, may include stops at the Wallace Collection, Hand & Lock, the V&A Museum, the Queen's Gallery at

Buckingham Palace, Kensington Palace, and a visit and lunch with dealer Meg Andrews, who established the Costume & Textile Dept. at Sotheby's Belgravia, and who will share both her personal collection and her current stock with us. The tour will also include much more! Tour leader Melissa Leventon. tac@famsf.org.
12th–23rd October **12-Day Kyoto Textile Adventure**
 A trip of a lifetime! shop@okanarts.com.
20th October–19th November **ArtSpan's 2023 SF Open Studios**
 ArtSpan's season will include an opening at the SOMArts Cultural Center. info@artspan.org.
4th–5th November **Renegade Craft Fair**
 For the second time this year, this exceptional craft fair is held at Fort Mason Center, SF. info@renegadecraft.com. ★ ★
December **Raffle Fundraiser Requests Unfinished Quilt Tops**
 Temple United Methodist Church, SF. A small quilting group is finishing quilting this year's quilt, and will offer it as a raffle for their church fundraiser; they are looking for finished quilt tops (new or old) to buy—donations accepted too, for future raffles! They finish both by machine- or hand-quilting. Contact Martha Gould at marthalee@aol.com.
7th–9th March 2024, 9 A.M.–5 P.M. **March Madness Shop Hop**
 The theme will be announced in the Autumn.

~ We advise visitors to confirm details with event organizers ~

San Francisco School of Needlework & Design

Great news! A recent fundraiser reached \$25,000, including all donations big and small, that helped this school receive a matching grant of \$25,000 from a generous donor, for a total of \$50,000. These funds will support Outreach and Community Engagement.



In this series join Lucy Barter on an exploration of the national flowers of the United Kingdom.

Remaining courses of SFSNAD's online Jubilee Series include Ireland's Shamrock (August), Scotland's Thistle (September), and Wales's Daffodil (October): \$360 each course. info@sfsnad.org.



San Jose Museum of Quilts & Textiles

San Jose Museum of Quilts & Textiles. 520 South First Street, San Jose; (408) 971-0323. www.sjqmiltmuseum.org.

Museum Hours: Open: Friday–Sunday: 11 A.M.–5 P.M. First Fridays: 6–9 P.M. Closed: Monday–Thursday.

Fine Arts Museums of San Francisco

de Young museum: Golden Gate Park \ 50 Hagiwara Tea Garden Drive, SF \ (415) 750-3600 \ famsf.org

Legion of Honor museum: Lincoln Park \ 100 34th Avenue, SF \ (415) 750-3600 \ famsf.org

Textile Arts Council

The Textile Arts Council is a curatorial support organization of the Fine Arts Museums of San Francisco with the goal of advancing the appreciation of the museums' textile and costume collections. We are a Bay-Area forum that provides lecturers, workshops, events, and travel opportunities for artists, designers, aficionados, and collectors of ethnic textiles, rugs, tapestries, Western costume, and contemporary-fiber art. Contact the Textile Arts Council by email, at tac@famsf.org. Join TAC today!

TAC Fall Lecture Series

9/23 *Embellished Art Histories* with Julia Bryan-Wilson

10/21 *Passions of the Line* with Norma Minkowitz

11/1 (title TBA) with Alessandra Wood

All lectures are presented in hybrid format: in-person at the de Young museum, and virtually via zoom

TAC Fall Tours and Workshops

9/9 Studio Tour and visit to the fiber\DIMENSIONS exhibition with tapestry artist Alex Friedman (Sausalito)

10/22 Studio Tour with fiber artist Barbara Shapiro (San Francisco)

11/1 Tour of International Fiber Arts XI with Judith Content (Sebastopol)
Additional events may be announced.

SCRAP

SCRAP, 2150 Newcomb Avenue, SF • (415) 647-1746 •

scrap@scrap-sf.org. Shopping Hours: Tuesday–Saturday: 10 A.M. to 6 P.M. We encourage you to bring your own shopping bag.

Donation Hours: Tuesday–Saturday: 10 A.M. to 3 P.M. In 2023, workshops are live! *Donation Guideline Reminder.* We greatly appreciate our community's material donations that make our mission possible! We have a small staff to sort and process a huge amount of daily donations. Bring your donation nice and neat.



from the Membership Corner

submitted by Julia McLeod

DANI LAWLER AND JULIA McLEOD are your membership officers.

We look forward to seeing you in person at our current meeting space on Tuesday 20th June! Be sure to sign in at the door to help us track attendance and for a chance to win the evening's door prize!

Prorated Memberships. San Francisco Quilters Guild's membership runs from 1st October of one year to 30th September of the next year. Join or renew your membership online at www.sfquiltersguild.org/join. There is now reduced pricing for guild membership through 30th September 2023—to be a full member it now costs just \$22.50 (full) discounted from \$45, and \$12.50 (junior) discounted from \$25. Tell your friends! Our other two membership categories, affiliates (\$50) and newsletter-only recipients (\$20) are not discounted and remain the same fee.

If you would like a hard copy of your membership card, there is a link on the members-only page to print your own membership card.

Visitors are welcome to attend our zoom meetings for a \$5 guest fee; it is the same cost for attending in-person meetings. Find the zoom link for guests on our homepage under 'Our Next Lecture'; or go to www.tickettailor.com/events/sanfranciscoquiltersguild/942798.

Affiliate members enjoy all the benefits of regular membership plus a featured article and a listing in our monthly newsletter. Contact Ginger Ashworth (415) 793 8447 or sfqgaffiliateiaison@gmail.com to become an affiliate member.

Membership details are on our website. If you need to pay by check, print off a membership form from our website's Join/Renew page, and mail in your completed form and check (payable to SFQG) to SFQG, *attn:* Membership, P.O. Box 27002, San Francisco, CA 94127.



Challenge Quilts. Here are a few more Challenge Quilts shown in *QUILT San Francisco 2023*: *Fool on the Hill*, *Goo Goo Goo Joob*, *Here Comes the Sun*, and *Hold My Hand*. Hopefully more 2023 Challenge Quilts will be seen in upcoming newsletters!



Community Outreach

submitted by Jessica Church and Adrienne Hickman

WE HAVE A TABLE AT EACH IN-PERSON GUILD MEETING WHERE YOU CAN PICK UP AND DELIVER PROJECTS. Come by the table to say hi or ask any questions and see if anything says “take me home!” How exciting that we now are meeting in person! We will also continue to have one Curbside Outreach at Adrienne’s house at 665 Joost Avenue on the first Saturday of the month—the next one will be on 1st July from 11 A.M. to 1 P.M.

Did you know that every month Community Outreach delivers quilts to a wide spectrum of San Franciscans including seniors, teens, babies, people struggling with addiction, and unhoused people? That means that we can find homes for a variety of quilts. Baby quilts go to San Francisco General Hospital; lap quilts are divided between Family House and Bayview Senior Services. Larger quilts go to Epiphany Center.

We also take on special projects. Our most recent project was making 260 quilts for residents of the new supportive housing at 1064 Mission Street. Another lock-down project was twenty twin-size bed quilts for residents of Epiphany Center for Addiction Treatment. Our

Dimensions for Quilts

Baby quilts: 36" x 36" to 40" x 40"
Lap quilts: 40" x 40" to 50" x 60"

current focus is on quilts for teenagers staying at Family House.

We accept quilts anywhere along the path to completion—from tops to completed quilts. We provide batting and backs if you need them. The batting comes from Hobbs Quilt Batting at a reduced price for charity quilts; backs come from the massive amount of

Community Outreach Activity in May: Thirty-three members contributed quilts to Community Outreach.

Members' Fabrics	Outreach Kits Completed	Quilts Delivered
4 baby quilts	5 baby quilts	12 lap quilts to Family House
20 lap quilts	9 lap quilts.....	40 baby quilts to SF General Hospital
13 quilt tops.....	6 pillowcases	

fabric donated from quilters’ estates. Whatever your interest, we have quilts you can work on including kits for baby and lap quilts.

Laguna Honda News. Laguna Honda is now able to accept wheelchair and lap quilts for their residents.

Christmas in July? Yes, indeed! It is time to start making Christmas gift bags for people struggling with addiction. We will have kits at Curbside Outreach and at the general meeting. We will also have pillowcase kits for inclusion in the gift bags.



YouTube Videos and Podcasts of Interest!

submitted by Peggy Cleary

YouTube Reviews. I’d like to suggest two great quilting-related YouTube channels: *Just Get It Done Quilts* and *Teresa Down Under*. *Just Get It Done Quilts*, hosted by Karen Brown, is a concise, down-to-earth approach to making all aspects of quilting faster and easier. Karen has videos on very basic skills, handy tools you can make yourself, easy ways to do common quilting tasks, and more. She provides almost a dozen free quilt patterns, and has an interview series called Karen’s Quilt Circle where she talks to a variety of interesting quilt-related people. I’ve been quilting for thirty years, but I’ve learned a lot from her over the last couple! *Teresa Down Under* is Teresa Barreu, an Australian quilter who seem to have an infinite supply of great ideas for quilt blocks to make, quick ways to make them, and best of all, each video ends with lots and lots of setting options that highlight different looks. She demonstrates every step, concisely and easy to understand. Teresa also posts under the title “Sewn Up”. She has a website with patterns and videos, and is the author of the book *Turnabout Patchwork*, a fascinating look at simple blocks that can be manipulated into a great variety of striking designs. **Podcasts to Try.** *Check Your Thread* is a podcast by Zoe Edwards, originator of the Me Made May challenge, which looks at sewing sustainably. She interviews inspiring sewists (garment and quilting) on techniques, sourcing, inspiration, and more. She has a fun, upbeat personality and has ideas we can all think about implementing in our own lives with relative ease. *Quilter On Fire* is made by Brandy Maslowski, a quilter who is a former volunteer firefighter. She interviews a variety of people from all parts of the quilting world: Karin King, Jane Sassaman, Mel Beach, Pepper Cory, and many, many more. The in-depth interviews are always interesting and give insights into these quilters’ lives, inspirations, and approaches to their work that I haven’t seen elsewhere.

Committees

Community Outreach: Adrienne Hickman, Jessica Church; **Historian:** Jeanie Low; **Librarian:** Judy Grady; **Membership:** Dani Lawler, Julia McLeod; **Programs:** Lorraine Woodruff-Long, Donna Logan, Julia McLeod;
Hospitality Team: Charlotte Mosher, Mary Padbury, Loretta Roddy
Communication/Publicity: **Newsletter Editor:** Ginger Ashworth
Social Media: **Technology:** Holly Gatto; **Website Team:** Elizabeth Chronis, Tanyung Barnes, Holly Gatto
Activities: **Round Robin:** Christine Reiter; **Postcards:** JoAnn Vail;
Sew & Tell: Judy Epstein-Williams;
Virtual Sewcials: Maren Larsen; **Workshops:** Barbara Strick, Sam McIlraith; **Sewing Circles:** OPEN; **Misc:** **NCQC Rep:** Maren Larsen

Nature's Gems and Jewels

submitted by Christine M. Anderson

Orange fruit segments glisten and pomegranate arils offer shiny jewels without magnification. Is it inspiration for you to construct a quilt design with these upon the artisan leafy greens from Salinas, packaged with a Golden Gate Bridge by produce farming wholesaler Tanimura & Antle® as Little Gems™ lettuce? British King Henry VIII had pomegranates planted in 1509, a symbol of fertility when there can be 613* edible seeds in the fruit, as he wanted his bride Catherine of Aragon (at age 23) to bring male heirs to their marriage [her personal badge was a crowned pomegranate]. Learn more of this history on the Los Angeles-based Pom Wonderful website of co-founder Lynda Resnick <www.pomwonderful.com>. They are rumored to have in their lobby my 16" x 20" abstract black-and-white photo enlargement of interior seeds of pomegranate first used in my spiral-bound self-published book, *The Power to Guess the Unseen from the Seen: Illusions in Nature*. If



you wish to experiment with more surrealistic interpretations of pomegranates, view from contemporary history the 1944 Salvador Dali painting, *Dream Caused by the Flight of a Bee*. Commercial fabric, design#120-538 of Farmer John's Garden by Paintbrush Studio was realistic imagery of pomegranates collected pre-pandemic.

*The Torah claims one for each of the 613 mitzvot (commandments) of the Jewish religion.

Photos: #1 *Pomegranates Majorca*, my photo 1908 painting by John Singer Sargent in 2023 exhibit at Legion of Honor, San Francisco; #2 iPad photo 4"x 6" Christine's abstract pomegranate seeds open to many interpretations.



Tips & Tricks

submitted by Joy-Lily

HAND NEEDLE TIPS. The simple act of threading a needle can sometimes be frustrating, especially if you have to do it many times, like when you're burying the threads in your quilt. Here are a few ways to up your needle-threading game:

Use a very sharp scissors to cut thread end at an angle. Don't wet it. Wetting makes the thread swell. If your thread won't go through the eye of the needle, try the other side of the eye. They are different! Instead of trying to aim a wiggly thread end toward the needle, hold a tiny tip of thread between the thumb and forefinger of your non-dominant hand. The needle won't wiggle, so lower it onto the thread and quickly pinch the thread at the eye.

To bury threads in your quilt, use a self-threading needle. When using a heavy thread, put a loop of a thin thread through the needle and use it as a needle threader. Happy threading!



Book Review

submitted by Connie Levy

Our June book review is *The Thread Collectors: A Novel* by Shaunna Edwards and Alyson Richman.

It's 1863: In a small Creole cottage in New Orleans, an ingenious Black woman named Stella embroiders intricate maps on repurposed cloth to help enslaved men flee and join the Union Army.

Meanwhile in New York City, a Jewish woman stitches a quilt for her husband who is stationed in Louisiana with the Union Army. Between abolitionist meetings, Lily rolls bandages and makes quilts with her sewing circle for other



soldiers. As these two women risk everything for love and freedom during the brutal Civil War, their paths converge in New Orleans where they discover that even the most delicate threads have the capacity to save us. This book is loosely inspired by the authors' own family histories and was co-written during the covid pandemic. An interview with the authors is available on YouTube (youtu.be/n1HAc-GPO5Y).

2022-2023 Executive Board

- President Peggy Cleary
- Vice President Donna Logan
- Treasurer Baunnie Sea
- Secretary Marie Contreras
- Parliamentarian JoAnn Vail



Levi's 501 Experience

submitted by JoAnn Vail

From 19th–27th May, Levi's took over San Francisco's historic Skylight at the Armory in the Mission to fête the 150th anniversary of the 501. The popup 501 Experience featured an archive museum, factory, marketplace, and opportunities for customization. The museum, called Chapters, brought to life the 501's place in history and its cultural impact. It was interesting! It was in a huge space showing Levi jeans throughout the years, from 1879 to present. In addition, people could embellish and create items using their own jeans or denim pieces that were available for free. They also had people sewing and advising what works for your creation. Here are some photos I took. Just thought I'd share some of the upcycling and their huge pile of scraps!



Some Classes Taught by Guild Members

A FEW MEMBERS HAVE SHARED some of their upcoming class information both online and in-person, about what they are teaching. Is there anyone with classes to share? Let us know.

~Joe Cunningham.

Learn Hand Quilting on a Frame. Wednesday, 28th June, 6–9 P.M. Joe will be teaching hand quilting on a frame in his studio on Market Street. Everyone will have a seat at the frame and be able to grab a glass of wine and light refreshments as they learn. Tickets available from www.joecunninghamquilts.com/events (free places available for those experiencing financial difficulties).

The following are some of Joe's Quilt Freedom Workshops. Tickets are available from Eventbrite. Classes will be recorded so you can watch them any time for at least one month. ~\$35.

Quilt Freedom Workshop 36: Kaleidoscopic. Saturday, 17th June, 9 A.M.–12 NOON. Pioneering quilt artist Paula Nadelstern will visit the class to show and tell about some of her astounding masterworks. Paula has been pushing her ideas and techniques forward for decades and has created some of my favorite quilts



of all time. While never losing touch with the classical roots of her design ideas, Paula has made her own world of quilt design. We'll talk about her ideas, her approach, and her technique. Afterward, I'll demonstrate some of the ideas we discuss.

Quilt Freedom Workshop 37: Abstract Appliqué. Saturday, 8th July, 9 A.M.–12 NOON. Heidi Parkes is a perfect guest for the Quilt Freedom Workshop: artistically sophisticated, dedicated to quilting, open minded, and improvisatory. Heidi has a totally original and very personal approach to the concepts behind her work, and a mastery of technique to pull it all off. Together with Carolyn Ducey of the International Quilt Museum, and Julie Silber, we will look at some magnificent appliqué quilts and talk about how we can use some of these historical styles and techniques for our own work. I'll be demonstrating some of the ways I use appliqué in my own work. It will all be fun and highly informative, as usual!

Quilt Freedom Workshop 38: Luke's Radical Quilts. Saturday, 19th August, 9 A.M.–12 NOON. Long-time quilt artist [Luke Haynes](#) has done more creatively original quilt projects than almost anyone else around. His portraits on quilt backgrounds have



been widely copied. His show of fifty original Log Cabin variations is unequaled. His ambitious project with his wife, Nicole Leth, to make and distribute "Affirmation Quilts" is

ongoing and generous and brilliant. The first time I met him in person was at a house that he had covered inside and out with fabric. Luke's creative imagination and his many collaborations, including with me, seem endless. So I am thrilled to have him as guest on this month's episode of my Quilt Freedom Workshop to talk about his current projects, his approach to quilt art, and how he integrates quilts into his whole philosophy of life. Join us for a whole show devoted to radical quilts of the last two hundred years and how they have led to the work of this amazing artist.



Quilt Freedom Workshop 39: Virtuosoic. Saturday, 16th September, 9 A.M.–12 NOON. Dr. Scott Murkin, from North Carolina, is an extremely knowledgeable and ambitious quilt artist. Scott is not only a highly educated student of quilt history, but also a quilt maker of the first rate, turning out more virtuoso quilts per year than anyone I know. He works as a judge for major shows, he works as a medical doctor, he acts in theatre productions and he



still finds time for the kind of original creative quilt making few would ever even attempt. While Scott and I arrive at our designs from nearly opposite directions, our shared love

of traditional quilts, together with his generosity of spirit, give us



plenty of common ground. Piecing, appliqué, quilting, binding—he is great at it all. I can't wait for this chance to visit with him and check out what he has been working on lately, to discuss his overall approach, and to bring his work to my students for appreciation. We'll have quilts from the International Quilt Museum to look at and much else to enjoy.

Quilt Freedom Workshop 40: The Fabrizio Series. Saturday, 14th October, 9 A.M.–12 NOON. Margaret Fabrizio studied quilt making with the San Francisco quilting-legend Grace Earle in the 1970s and went on to make quilts with traditional designs in such an artful style that they look like no one else's. Then in 2010 she saw a show of kawandi, quilts made by a small group of women in remote Western India, descendants of African slaves called the "Sidi". So inspired she could think of little else, Margaret taught herself how to make kawandi by watching the movie that accompanied the exhibition, then took her student work to the extremely remote region where the style originated and sought instruction from the Sidi women themselves, a trip she repeated the next year. Thoroughly immersed in the style and techniques of the Sidi kawandi, Margaret set about exploring it as completely and artfully as only she could. The very personal style she has arrived at in her current phase is electrifying and profoundly original. Margaret will bring a selection of her pieces to my studio for this very special class. Carolyn Ducey from the International Quilt Museum will be on hand to show and discuss kawandi and other quilted pieces from India in the collection of the International Quilt Museum of Lincoln, Nebraska.



Quilt Freedom Workshop 41: Modern English. Saturday, 18th November, 9 A.M.–12 NOON. My idea for the Quilt Freedom Workshop is to look at as wide a variety of quilt styles as I can and to broaden all of our understandings of the world of quilts. One continent in that world of quilts is known as "Modern Quilting," and I have not explored it much in this series. This month Sarah Hibbert, a great Modern Quilter from England will join us from across the pond to talk about her work, her approach to quilts, and what she has done since the



Please Patronize Our Affiliates

☞A Quilting Fool Longarm Studio; Nancy Williams
6363 Christie Ave #2106; Emeryville 94608; (707) 291-0496
nancyquiltingfool@gmail.com; www.aquiltingfool.com
Longarm quilting services

☞Always Quilting; Kit Morse, Julie McAuliffe
4230 Olympic Avenue; San Mateo 94403; (650) 458-8580
alwaysquilting@gmail.com; www.alwaysquiltingonline.com
Fabric, tools, notions, patterns, books, classes, sewing machines

☞Sonya Lee Barrington
837 47th Avenue; San Francisco 94121; (415) 221-6510
sonya@sonyaleebarrington.com; www.sonyaleebarrington.com
Quilts, pillows, bags and totes, made from recycled textiles


☞Bay Quilts; Sally, Abbeyshane
5327 Jacuzzi Street, #3-C; Richmond 94804; (510) 558-0218
sfbayquilts@gmail.com; www.sfbayquilts.com
Fabric, tools, notions, patterns, books, classes, exhibitions

publication of her book, *From Collage to Quilt*. Sarah works mostly with linen fabric and she hand quilts mostly everything. We'll get an inside look at the way she invents her designs and her way of letting the design evolve as she makes it real. Join us for a fun and fascinating conversation about Sarah's quilt journey. We'll have some fine examples of other modern quilts—thanks to Carolyn Ducey of the International Quilt Museum. I'll take off from one of her ideas for a one-of-a-kind sewing lesson. See you there!

~**Pattie Klimek.** These classes are held at Cloth Carousel, 150-B Parker Street, Vacaville. 707.327.0734.
info@clothcarousel.com.

Visible Mending the Boro Way. Saturday June 17. Mend your garments with simple embroidery and sashiko stitches. \$35.

Beginning Hand Embroidery. Saturday 22nd



June, 10:30 A.M.–2:30 P.M., \$50.

Sashiko Wrapping Cloth.

Saturday 29th July, 10:30 A.M.–1:30 P.M. \$35.

Intro to Sashiko. Saturday 12th August, 10:30 A.M.–1:30 P.M. \$35. Learn to do the traditional and beautiful Japanese art of sashiko.



Embroidery 2.0. 19th August 10:30 A.M.–1:30 P.M., \$35.

~**Joy-Lily. Calling All Scrap Quilters,** 21st July and/or 18th August, 2–4 P.M. Bernal Heights Branch Library community room, 500 Cortland Avenue, SF. If scrapping is your quilting sweet spot, join other like-minded stitchers. Bring some of your scrappy projects to show. Free.

~**Jane Strem. 9-Patch Pizzazz,** 10th June, 10:30–4:30. \$60. New Pieces Quilt Shop. 766 Gilman St., Berkeley. 510.527.6779.



☞Joe Cunningham, Quilter; Joe Cunningham
1587 Sanchez Street; San Francisco 94131
Joe@joethequilter.com; www.joecunninghamquilts.com
Workshops, books, free Quilt Report video episodes

☞Dorcas Hand Quilters; contact: Abby Johnston: abigaildwj@gmail.com
25 Lake Street; San Francisco 94118; (415) 826-0870; hand quilting.

☞Lincoln Park Quilters; Caroline Lieberman, Dottie McHugh
(415) 584-3794; cglieber@aol.com. *Sewing circle*

☞Dana Miller Fiber Arts and Coastside Quilt Studio; Dana Miller
1305-E Palmetto Avenue, Pacifica 94044; (650) 455-2467
dana@danamillerfiberarts.com; www.coastsidequiltstudio.com
Custom, T-shirt, & Memory quilts; Longarm services; classes

☞New Pieces Quilt Store and Gallery; Sharon Fischrup
766 Gilman Street; Berkeley 94710; (510) 527-6779
newpiecesquilts@gmail.com www.newpieces.com
Fabric, tools, notions, books, longarm services



✂️ **piecemovement**; Catherine Sherman
 P.O. Box 460413; San Francisco 94146; (415) 513-9555
info@piecemovement.com; www.piecemovement.com
Community projects, workshops

✂️ Serge A Lot; Sherri Stratton
 1949 Ocean Avenue; San Francisco 94127; (415) 715-8405
 924 Ralston Avenue; Belmont 94002; (650) 832-1191
sergealot@gmail.com; www.sergealot.com
Sewing machine repair, Baby Lock retailer, vacuum dealer, classes

✂️ Stonemountain & Daughter Fabrics; Zan Steinberg
 2518 Shattuck Avenue; Berkeley 94704; (510) 845-6106
info@stonemountainfabric.com; www.stonemountainfabric.com
Fabrics, notion, and indie patterns for garments, quilts projects

✂️ Textile Dream Studio; Sue Fox
 1201 55th Street, Oakland 94608; (510) 393-1271
foxquilts@gmail.com; www.textiledreamstudio.com
Educational resources



Table of Contents	
President's Message.....	1
Speakers.....	1
Hospitality.....	2
Free Table.....	2
Nominations.....	3
Sewing Circles.....	3
Volunteer Stitchers.....	3
In Memoriam.....	3
Board Meeting.....	4
UFO Mystery.....	5
Secondhand Fabrics.....	5
Newsletter Info.....	5
Events.....	6
Membership.....	7
Community Outreach.....	8
YouTubes & Podcasts.....	8
Nature's Gems.....	9
Tips 'n Tricks.....	9
Book Review.....	9
Levi's 501 Experience.....	10
Classes.....	10
Affiliates.....	11

*And at the end of the day, your feet should be
 dirty, your hair messy, and your eyes sparkling.
 ~Shanti*



San Francisco Quilters Guild
 Post Office Box 27002
 San Francisco, CA 94127

RETURN SERVICE REQUESTED