

# Quilters Cables

San Francisco Quilters Guild ✂ April 2023

Website: [www.sfquiltersguild.org](http://www.sfquiltersguild.org) ✂ Guild Contact: [contact@sfquiltersguild.org](mailto:contact@sfquiltersguild.org)

## May Monthly Meeting in Person

submitted by Donna Logan

STARTING IN MAY 2023, GUILD MEETINGS will be in the Moriarty Hall at St. Anne of the Sunset, which takes up an entire city block, on Funston Street between Irving and Judah. The schoolyard will be open for parking, and the entrances for both the meeting space (including accessible ramp) and the schoolyard face Funston Street. Signs will be posted to guide you.



Our entrance below the rose window on Funston St.

Our first in-person presenter since 2020 will be the wonderful Catherine Sherman. We also look forward to an in-person Sew & Tell, so bring any recent work to share. You may also bring items you have completed for Community Outreach, or pick up kits from their table. Other meeting activities you may have missed will return gradually as volunteers come forward to manage them. Free table will remain a curbside activity for

the time being: there will be *no free table at this meeting*, so please do not bring materials to leave. See you there!

Our Venue Search Committee (Adrienne Hickman, Maren Larsen, Valerie Lienkaemper, Donna Logan, Dottie



Parking entrance

Entrance...



Meeting entrance (stairs inside)

School yard Parking

McHugh) searched very hard and decided that St. Anne of the Sunset qualifies well as our new in-person meeting place.

## It's a Wrap!

### Show a Great Success

THANK YOU SO MUCH TO ALL OUR MEMBERS for entering quilts, volunteering, and visiting the show! We are still number crunching but already know that we sold over 1,500 tickets—making this our most highly visited show ever! We estimate this to be 20% more people than our 2019 show—some of whom were taking advantage of this year's new “virtual show” option to visit the show online. We're working on a way to give you a chance to revisit the show online later in the year so stay tuned for that! It really is impossible to put on a show like this without an amazing committee and Claudia and I wanted to thank *everyone* who served for all their hard work. ~submitted by Alex Byrne and Claudia Shearer (Co-Chairs of the Show Committee)

### President's Message

WOW! WE CAN ALL BE SUPER PROUD of our wonderful QUILT San Francisco 2023 show. I can't even choose which aspect impressed me the most. Here are some of the most unusual and intriguing aspects I'll be bragging about for some time. We view our show as an opportunity to highlight the works of all our members, of all levels of expertise and experience. That was clear from the range of pieces on display, and I believe visitors will have understood that anyone is welcome to join us and we are proud of all our members. It was fun to see so many group quilts, with different models of collaboration, and to see that many quilts were “earth friendly”, made from stash or used materials. I thought the food was delicious and reasonably priced, served by exceptionally friendly people. The online shop ([sfqg.myshopify.com](http://sfqg.myshopify.com)) selling logo products and show tickets was a brainstorm, and I was bowled over by the number of times our featured artists gave their tours and answered questions, the number of people who sat down with Dorcas quilters to take a hand quilting stitch or two, and the Treasure Hunt for children to help keep them amused. All that in addition to the biggest and best opportunity-quilt project I've ever seen! You all are the absolute cream of the quilting world. ~submitted by Peggy Cleary, President, SFQG





## Fond Memories

I HOPE ALEX AND CLAUDIA ARE ALL AGLOW and resting on their laurels for chairing our show. Much thanks. Others who saw the virtual recording send their kudos because they couldn't be here in person. We sure have a lot of wonderful quilts from guild members and dedicated volunteers.

QUILT San Francisco 2023 was glorious and wonderful. The quilts and speakers: I got to visit with friends I haven't seen since before covid. I spoke to a few visitors to see where they lived and how they learned about our show. (Santa Barbara, Petaluma, Milpitas, Benicia, East Bay, San Mateo, Monterey, and SF; Ashland, Oregon, Vancouver, Washington). Some came as a result of Instagram, guild newsletter, guild members, postcards, family,



friends of friends, Joe's newsletter and workshops, Rod Kiracofe's friends, Sujata Shaw, Lorraine Woodruff-Long workshops at SCRAP, quilt classes and a few TAC members, the Assistant Curator of the Textile Department of the de Young Museum, the Executive Director of the National Japanese American Historical Society, and Mr. Dinosaur accompanied his mom who is a quilter. ~submitted by

Jeanie Low

## ... from the Quiltlet Corner

WE HAD 176 QUILTLETS DISPLAYED at QUILT San Francisco 2023. Kudos to the quiltlets received this year and a repeated 'thanks' to all the quiltlets collected from past years, to represent the talents and diversity of our guild members.

Congratulations to our ribbon winners ☺. We were overwhelmed with plenty of quilts to see and like. There were so many more favorites that feast the eyes beyond the ribbon winners. Many agreed it was a great show this year. May all members forge ahead to submit their work into the next show in 2025.

## Quilt Show Ribbon Winners

Here are the winners of first, second, third place, and honorable-mention ribbons, listed by category:

Award	Entry #	Name	name	location
<b>100, Traditional pieced small, quilted by other</b>				
1. Place	25	RADIANCE	Letitia Chung	A 1
2. Place	226	SAREE STAR	Julia McLeod	C 11
3. Place	88	STAR CROSSED	Maren Larsen	A 3
Honorable	17	GIRLS IN DRESSES	Jane Gent	B 7
<b>150, Traditional pieced, medium, quilted by other</b>				
1. Place	35	HAYDEN'S KEEP	Sara Guyol	A 5
2. Place	16	AFRICAN PRINTS ON BLACK	Jane Gent	F 23
3. Place	134	TIGER LOVE	Jeanne Matysiak	C 12
Honorable	33	IT'S ALL ABOUT EWES	Linda Gavin	B 7
Mention	104	ONE MORE BORDER	Andrea Segura Smith	A 3
<b>200, Traditional pieced, large, quilted by other</b>				
1. Place	126	365 QUILT	Carolyn Bower	F 22
2. Place	87	RHODODENDRON TRAIL	Maren Larsen	A 2
3. Place	53	STITCHES IN TIME	Julie Scribner	B 6
Honorable	133	CARIBBEAN COLORS	Jeanne Matysiak	B 9
Mention	127	MY AMERICAN TRIBUTE	Carolyn Bower	B 6
<b>250, Traditional pieced, medium</b>				
1. Place	95	MULTICOLORED STRIPES	Laureen Neilly	M 41
2. Place	100	VINTAGE STARS	Fern Royce	A 2
3. Place	99	LOG CABIN THIS WAY OR THAT	Fern Royce	C 14
Honorable	50	PANDEMIC FOOD BASKETS	Edwina Ow	M 42
<b>275, Traditional pieced, large</b>				
1. Place	64	LIBERTY GARDEN	Michelle Trimble	A 5
2. Place	173	STARRY EYED	Laraine Salmon	BC 10
3. Place	218	O	Angela Majcher	C 11
Honorable	45	WEDDING STAR	Janet McDonald	F 20

Two special treats I received from this biennial show. One was recognizing past members (with mask on) return to be with us at the show. And second for having the virtual show where I was able to see all of the members' work and to listen to the featured quilters who spoke about their collection of work. There were a handful of members who were plenty busy and could not leave their particular station to take a walk through the show floor. I also took this virtual-viewing opportunity to study and meet new members by the work they submitted into the show—their work is amazing.

Could this be the best show we had, or was it the excitement of not seeing friends until now? It's so good to be together again.

~submitted by Anna Chan

## Synopsis

SAN FRANCISCO QUILTERS GUILD's show, QUILT San Francisco 2023, was held from 24th–25th March 2023 at the Event Center at St. Mary's Cathedral at 1111 Gough Street, San Francisco, [sfquiltersguild.org/show](http://sfquiltersguild.org/show). San Francisco Quilt Guild's nineteenth quilt show featured 300+ new traditional and modern quilts, plus wearables created by the member artists. QUILT San Francisco 2023 was exhibited in an art-gallery atmosphere. A majority of the work were judged by independent certified judges. In addition, both Guest Artist Joe Cunningham, nationally known quilt artist and author, and Featured Artist Barbara Strick were showcased, and you could meet them as they presented tours of their textile work. Other special exhibitions included a selection of quilts from Rod Kiracofe's collection, the Dorcas Hand Quilters with hand-quilting demonstrations, vendors, opportunity quilts (selection of twelve silk quilts), and more special exhibits.



Award	Entry #	Name	name	location
<u>300, Modern, original, small</u>				
1. Place	222	SUPER SPREADER	Susan Manson	L 40
2. Place	171	SEISMIC EVENT	Maurcen Laney	Q 52
3. Place	14	ALL PLANS HAVE CHANGED	Gail DeMartis	K 35
Honorable	168	RED # 2	Mariana Schwartz	L 38
<u>325, Modern Original, medium/large</u>				
1. Place	198	NIGHT FLIGHT—EVERY WHICH WAY	Sue Fox	A 3
2. Place	63	MONTEREY KELP	Michelle Trimble	N 47
3. Place	56	HEXED	Catherine Sparacino	M 43
Honorable	165	NOT A LOG CABIN	Claudia Shearer	R 57
Mention	55	STICKS AND BARS	Catherine Sparacino	L 38
<u>350, Modern Original, quilted by other</u>				
1. Place	225	DREAMING OF MARGILAN	Julia McLeod	J 34
2. Place	163	NEXT DOOR	Lee Schulstad Williams	K 36
3. Place	71	LAVA LAMP MYSTERY	Caroline Cory	J 34
Honorable	204	ELEANOR GOES MOD	Dani Lawler	Q 53
Mention	238	SAVANNA TRIPTYCH	Lolly Shiffman	M 43
<u>400, Modern, not original</u>				
1. Place	57	WHEELS	Catherine Sparacino	L 39
2. Place	224	OH YEAH!	Julia McLeod	N 49
3. Place	89	MODERN SIMPLICITY	Dana Miller	N 48
Honorable	136	AFTER THE RAIN	Michelle Wyman	M42
<u>450, Modern, not original, quilted by other</u>				
1. Place	54	AFRICAN ECHO	Julie Scribner	K 37
2. Place	142	CIRCLES MY WAY	Elizabeth Goldbaum	N 47
3. Place	77	STAINED GLASS IN DENIM	Palmore Hoyt	M 41
<u>500, Appliqué</u>				
1. Place	30	OCHRE MANDALAS	Judith Epstein-Williams	S 63
2. Place	31	TRAVELLING COMPANION	Judith Epstein-Williams	S 63
3. Place	67	HOSPITABLE PINEAPPLES	Alex Zaremska	S 62
Honorable	26	FÊTE	Letitia Chung	S 60
Mention	47	JUNIPER LAKE SUNRISE	Janet McDonald	S 63
<u>600, Art original small, medium</u>				
1. Place	49	THIRTEEN ANGELS	Edwina Ow	K 37
2. Place	27	CITY VIEWS	Letitia Chung	M 42
3. Place	141	CELTIC DREAMS	Laraine Salmon	M 42
Honorable	153	FLOWER	Laraine Salmon	LM 44
<u>650, Art original, medium/large</u>				
1. Place	149	ENCHANTED FOREST	Nadine Rosenthal	K 37
2. Place	42	MY OCTOPUS GARDEN	Joy-Lily	L 40
3. Place	186	FOGGY RAINBOW OVER GOLDEN GATE BRIDGE	Dorte Brandenhoff	N 48
Honorable	167	PURPLE HAZE	Claudia Shearer	J 32
<u>700, Art original</u>				
1. Place	37	CIRCULAR LOGIC	Sara Guyol	N 48
2. Place	138	BUTTERFLY MAGIC	Jeanne Matysiak	LM 44
3. Place	85	TRELLIS GARDEN	Carolyn Kotner	L 40
Honorable	58	SANDHILLS CRANES	Carolyn Startup-Noakes	S 61
<u>900, Other techniques</u>				
1. Place	36	MERMAID'S MANICURE	Sara Guyol	C 13
2. Place	8	WHAT I DID DURING 2020 COVID	Gail Retka Angiulo	E 18
3. Place	61	BETTY'S SMALL WORLD	Betty Tang-Fitzpatrick	D row
Honorable	1	THE BARBIE QUILT	Julia van Tellingen	E 16
Honorable	2	FOUND ABUNDANCE IN THE PANDEMIC	Julia van Tellingen	E 16
<u>1000, Hand quilting</u>				
1. Place	12	BLUE ARBORETUM	Mariko Duenwald	S 64
2. Place	9	PALERMO	Gail Retka Angiulo	U 65
3. Place	46	JAPAN INSPIRATION # 13	Janet McDonald	U 66
Honorable	120	SASHIKO QUILT	Pattie Klimek	S 64
<u>1100, Group Quilt</u>				
1. Place	86	ROUND RABBIT	Maren Larsen	T row
2. Place	235	MISSION	Christine Reiter	P row
3. Place	5	CAST YOUR FATE TO THE WIND	Janet Mednick	O row
Honorable	251	RAINBOW ROUND ROBIN	Elizabeth Chronis	LM 45
<u>1200, Wearables</u>				
1. Place	421	CABBAGE, COLESLAW AND SPIDERWEB	Sue Fox	
2. Place	420	KANTHA BED JACKETSPREAD	Becky Simpson	
3. Place	410	BLACK CONFETTI HAORI QUILT COAT	Lorraine Woodruff-Long	
Honorable	416	END OF AN ERA COAT	Alex Byrne	
Honorable	403	MY TWO-SIDED BORO JUMPER	Jeanie Low	
<u>Viewers' Choice</u>				
quilts	1	THE BARBIE QUILT	Julia van Tellingen	
wearables	422	PT RICHMOND	Valerie Lynne	



## QUILT San Francisco 2023 Vendors

WE HAD A FABULOUS ARRAY OF VENDORS AT THIS YEAR'S QUILT SHOW. They are supporting our guild and we want to encourage you to keep on supporting them in return by making any of those "must have" purchases! Below is their contact information. In future editions of *Quilters Cables*, we plan to highlight each vendor by sharing their stories.

### Confirmed Vendors Website Product

AzureBlue Textiles	<a href="http://www.azurebluetextiles.com">www.azurebluetextiles.com</a>	Apparel, textiles, and home goods, woven by hand
Coco Tutti Chocolates	<a href="http://www.cocotutti.com">www.cocotutti.com</a>	Cookies and treats
Designers Needs	<a href="http://www.designersneeds.com">www.designersneeds.com</a>	Silks and leather goods
Global Good Fair Trade	<a href="http://www.globalgoodfairtrade.com">www.globalgoodfairtrade.com</a>	Baskets, home goods
Happily Everley After	<a href="mailto:happilyeverafter@yahoo.com">happilyeverafter@yahoo.com</a>	Children's adjustable pants
Jakida Designs	<a href="http://www.jakidadesigns.com">www.jakidadesigns.com</a>	Wearables
Just for Fun	<a href="http://www.dottycalabrese.com">www.dottycalabrese.com</a>	Polymer clay jewelry
Laura Lee Fritz	<a href="mailto:lauraleefritzquilts@gmail.com">lauraleefritzquilts@gmail.com</a>	Quilting patterns
Maureen Schmidt Hand-Dyed Fabrics	<a href="http://www.etsy.com/shop/HandDyedByMaureen">www.etsy.com/shop/HandDyedByMaureen</a>	Fabrics
Mayumix Botanical Design	<a href="http://www.mayumix.com">www.mayumix.com</a>	Natural dye/cotton/scarves/home décor/yarn
Sarah Jeans Makes	<a href="http://www.sarahjeanmakes.com">www.sarahjeanmakes.com</a>	Patterns
Sierra Mohr Fiber Art	<a href="mailto:sierra@hautesteel.com">sierra@hautesteel.com</a>	Wearables



## Speakers; Programs


### 18th April: Pattie Klimek—Century of Progress Quilt Contest, a Depression-Era Mystery

IN 1933, IN THE MIDDLE OF THE GREAT DEPRESSION, Sears Roebuck launched a nationwide quilt contest. The winning quilts would hang at the Century of Progress International Exposition—otherwise known as the Chicago World's Fair—and the top prize was \$1,000. Over 27,000 quilts were entered and were designed and made by the quilter. All except the top winner. How did this happen? And, what happened to the winning quilt? Come see these beautiful quilts and learn how this fraud transpired.

Pattie Klimek is not a quilt historian but loves quilts from the 1920s and '30s. Based in San Francisco, she is the



one of the few traditional hand piecers and hand quilters in a sea of art and contemporary quilters located in the Bay Area. She found some like-minded quilters amongst the Dorcas Hand Quilters of San Francisco. She blesses these ladies every day for teaching her these time-honored skills and is now traveling around the Bay Area lecturing and teaching so quilters can rediscover the joys of handwork. [patty9308@att.net](mailto:patty9308@att.net).



This lecture will be presented on zoom. Members will find the zoom link

under the Members Only tab and will also receive the link via eBlast. Nonmembers may pay a \$5 guest fee for a registration link.

### 16th May: Catherine Sherman—Color and Pattern Across Period and Place

JOIN US FOR AN IN PERSON LECTURE by San Francisco Quilters Guild member ([piece movement](#)) and local artist, Catherine Sherman:



"Color and Pattern Across Period and Place. Why I chase quilts, why I make them, and why art is the answer for everything."

Catherine describes quilts as narrative vessels connecting past to present while giving us something to hold in the future. She'll unpack her journey as an artist/maker and share her recent work and ongoing projects designed to engage the social imagination. Instead of focusing on "how," we're invited to slow down and consider "why?"

Catherine has been a member of the San Francisco Quilters Guild since 2006. She joined the guild with big dreams, a fabric stash + little experience—and found instruction, inspiration, and lifelong friendships. Catherine has led workshops at the San Jose Museum of Quilts & Textiles, BAMPFA, the Randall Museum, and many school and community settings.



# Workshops

submitted by Barbara Strick and Sam McIlraith

## Creative Design Workshop, with Joe Cunningham, Saturday 6th May from 10 A.M.–5 P.M.

WE ARE SO EXCITED TO HAVE JOE as a guild-sponsored workshop teacher following his Guest Artist exhibit at our biennial show.

In this one-day workshop, Joe will demonstrate and teach how to develop a small idea into an abstract quilt.



Along the way he will teach the techniques he uses for freehand piecing, working with bias tape, and creating memorable compositions. Students will develop their own designs to a point where they can be completed. Take a look at scores of Joe's quilts on his [website](#) and on Instagram, [@joethequilter](#).



Mark your calendars! Member sign-ups are open and class fee for members is \$70; registration link available. If all goes as planned, we will hold this seven-

hour workshop live, in person; location to be announced. However, plan B will be a zoom class. Nonmember sign-ups are open, with the nonmember class fee of \$80.

**Workshops**  
 Joe Cunningham, *Creative Design Workshop*, Saturday 6th May, 10 A.M.–5 P.M. \$70  
 It's often helpful to get on the waitlist, as there are sometimes last-minute conflicts. If a workshop is full and you wish to be placed on the waitlist, please email Sam and Barb at [workshops@squiltersguild.org](mailto:workshops@squiltersguild.org).



## In Memoriam: Laraine Salmon

IT IS WITH GREAT SADNESS that I heard of the passing of Laraine on April 3rd. Despite her final illness she served on the show committee as the Challenge Quilt Chair, as she had done for numerous previous shows, and was present at meetings throughout. She was unable to visit the show in person but did view everything online and was delighted to discover she had won multiple ribbons. She'll be remembered as a lovely person and a skilled quilter. ~Alex Byrne

I AM SORRY TO LET YOU KNOW THAT MY WIFE LARAINE DIED PEACEFULLY at home yesterday evening (April 3rd). She was in hospice care (at home) for only three days. For many years she had a progressive breathing problem that has no known cure. Knowing that this outcome was inevitable, we tried to make the best of it and love each other as much as possible. She was 79.



I think the first quilt she made (for me) was in 2010, and she became increasingly passionate about quilting. I think it combined her sewing skills with her creativity, and she found it immensely fulfilling. She also loved the social aspects in the guilds and with her quilting friends. She pushed herself to enter the San Francisco Quilters Guild show again in March this year, and was overjoyed to get three ribbons.

She, of course, had interests other than quilting, such as sailing, in which she was involved for much longer. I am contemplating some type of remembrance or celebration for Laraine's life, and to give people an opportunity to share stories or anecdotes. I am wondering if some type of separate smaller get-together of her quilting friends might be desired. Let me know any suggestions. ~Mark Salmon



## Spotlight on Our Affiliates

San Francisco Quilters Guild warmly welcomes Dana Miller of **Dana Miller Fiber Arts** and **Coastside Quilt Studio**, as our newest affiliate. Her contact information is (phone, email, and website addresses): (650) 455-2467, [dana@danamillerfiberarts.com](mailto:dana@danamillerfiberarts.com); [www.danamillerfiberarts.com](http://www.danamillerfiberarts.com). Her services include: T-shirt and memory quilts, custom quilts, ready-to-ship quilts and products, longarm services, quilting and sewing classes. Her newest project, Coastside Quilt Studio, will open for customers by September.

Dana introduces herself: MY PASSION IS CREATING QUILTS. Quilts bring people happiness and warmth, and creating quilts for people brings me happiness and warmth. I can't think of a better way to spend my time and bring joy to into the lives of others.

I find inspiration for my quilts from life. Literally. In nature, architecture, and even the patterns in flooring. I see quilts everywhere I look. I have a wide technique in machine piecing, hand stitching, and longarm quilting. I receive so much joy from designing and making quilts and sharing this passion with clients, students, peers, and colleagues.





As a third-generation sewist, my passion for art and sewing started as a child. With a twenty-plus year career in design . . . from graphic to event and then quilt design. My love of quilt making has extended over thirteen years by bringing joy, comfort, and visual appeal into our everyday lives.



When I am away from my home studio, I spend a lot of time with my husband, three teenagers, and my bestie. I love animals and am a proud fur

parent to a dog, a cat, and a flock of chickens. Staying active is important to me, so I try to frequently get outside for hiking, walking, surfing, and skiing.

**Affiliate Always Quilting** HAS ALERTED US TO THESE UPCOMING events sure to be of great interest to our guild members:

**Shop Hop by the Bay 2023.** 21st–24th June, 10 A.M.–5 P.M. Visit six great Northern California shops! Shops included are Always Quilting (San Mateo), Beverly's (Soquel), Family Threads (San Juan Bautista), Golden State Quilting (Campbell), The Granary (Sunnyvale), and Quilts and Things (Morgan Hill).

**Row by Row Experience 2023,** theme “Summertime”. 1st June–31st August. Get a *free* row pattern at each participating shop. Make a quilt using eight different 2023 row patterns and win fun prizes.

**Harvest Shop Hop 2023.** theme “Quilt Barn Trail”. 14th–16th September, 9 A.M.–5 P.M. Visit eight great Bay-Area shops. Get a *free* barn-block pattern at each shop. Visit all of the shops and you will be entered in a drawing for some great prizes.

**Quilter's March Madness Shop Hop** and Challenge 2024. 7th–9th March, 9 A.M.–5 P.M. Get a *free* fat quarter at each shop you visit. Visit all of the shops and you will be entered in a drawing for some great prizes.

**Sonya Lee Barrington** shared with us her schedule for the next three months.

Tin Man Pillow, 18 x 18. Large flap purse.

- Marin Civic Center/San Rafael 8 A.M.–1 P.M., 9th April
- Stonestown San Francisco 9 A.M.–1 P.M., 16th April
- San Francisco Ferry Building 11 A.M.–5 P.M., 7th May
- Marin Civic Center/San Rafael 8 A.M.–1 P.M., 14th May
- Stonestown San Francisco 9 A.M.–1 P.M., 21st May
- Marin Civic Center/San Rafael 8 A.M.–1 P.M., 11th June
- Stonestown San Francisco 9 A.M.–1 P.M., 18th June



Lots of new work for you to choose from (all listed on my website) and a few photos here. Hope to see you! ~Sonya [sonyaleebarrington.com](http://sonyaleebarrington.com)

**Stonemountain and Daughter** shares a tutorial on deadstock fabrics: *Discovering Deadstock Fabrics*. Often called *sample cuts* or *designer ends*, deadstock fabric is left over from textile mills and/or the fashion industry. By making use of deadstock, we save it from ending up in the landfill and, as a bonus, we get to bring these interesting, exclusive fabrics to you! From time to time we introduce a batch of new deadstock arrivals to the shop, so it's definitely [a category](#) you'll want to visit regularly. There's always something good to be found in there!

We receive deadstock fabric from a few different sources. Most of our deadstock comes from wholesale companies that purchase textile mill ends and designer discards and sell them to us and other fabric shops. Occasionally we are contacted directly by an independent designer who is looking to sell extra fabric from a previous season or line. Receiving fabric directly from a designer is especially exciting because they usually have information to share about a fabric, its production, and its fiber content.

The fiber content of deadstock fabrics is sometimes known, but is often more of an educated guess. (How do we determine fabric content? We perform a burn test! We *very carefully* burn a tiny scrap of fabric and evaluate the flame, odor, and texture of the fabric, which helps us narrow it down.) For this reason, it is especially important to test launder a small swatch of your fabric before you begin sewing with it. When in doubt, wash cold/gentle and line dry!

If you fall in love with a deadstock fabric, you might be inspired to make a garment out of a type of fabric you haven't tried before. Keep in mind that deadstock quantities are usually limited and will not be restocked. If you see something you absolutely can't live without, don't wait too long to purchase it, or you might miss out! Find all the deadstock fabric we currently have in stock [here](#).

[stonemountainfabric.com/finding-fabric-treasure-a-deadstock-primer/](http://stonemountainfabric.com/finding-fabric-treasure-a-deadstock-primer/)

**Bay Quilts'** gallery is open! Their featured artist showcased for the month of April is Mel Beach!

**New Pieces** will be open on Sunday 23rd April from 11–4 for the Gilman District Street Fair. Get ready for family-friendly entertainment, music, and fun!





# Quilters Cables Newsletter

Deadlines for <i>Quilters Cables</i>		
Pub month	Deadline	Meeting
April	29th March	18th April
May	26th April	16th May
June	31st May	20th June
July	28th June	18th July
August	26th July	15th August
September	30th August	19th Sept
October	27th Sept	17th Oct
November	25th Oct	14th Nov
December	27th Nov	12th Dec

EMAIL NEWS, ARTICLES, ART (JPG), ADS, AND EVENT NOTICES to [editor.quilterscables@gmail.com](mailto:editor.quilterscables@gmail.com). Any questions call Ginger at (415) 793-8447. All contributions must be pre-edited; editors reserve the right to edit for clarity and brevity. *Regarding the deadline:* Deadline for contributions is 5 P.M. on the Wednesday three weeks prior to the general meeting. Plan ahead! If anyone needs an extension, it can probably be arranged. Try hard to make the deadline, as once we meet in person, the printer will need time to print the paper copies. *Advertisements:* Prepayment required for ads: \$20 members, \$30 nonmembers. Mail payments, made out to SFQG, c/o Ginger Ashworth, 875 42nd Avenue, San Francisco 94121.



## Board Meeting 25th April

submitted by Marie Contreras

THIS MONTH'S BOARD MEETING WILL TAKE PLACE ON ZOOM 25th April, at 7 P.M. All members are welcome; committee chairs, if not attending please email reports. Contact Marie Contreras (415) 271-0142 or [mcontreras431@gmail.com](mailto:mcontreras431@gmail.com) with questions. Join the actual zoom meeting: <https://us02web.zoom.us/j/4986129079?pwd=dHZ1N2NEaGZvMC94WHFwa0pVNEVVUT09>.




## 2023 ..... Events Calendar ..... 2024

The calendar section is two parts: **San Francisco Quilters Guild Members' Events**, and **Events of Interest to Guild Members**.

### San Francisco Quilters Guild Members' Events

- 15th April, 11 A.M.–1 P.M. .... Curbside Outreach  
Curbside Outreach at Adrienne's home, 665 Joost Avenue, SF.
- 22nd April, 10–4 P.M. .... Starting with Silk  
Taught by Julia McLeod, sponsored by Mt. Tam Quilt Guild. Aldersgate Church, 1 Wellbrock Heights, San Rafael. [www.mtqg.org](http://www.mtqg.org).
- April 24–28 ..... Coyote Fences and Latillas  
Joe Cunningham will teach a five-day class in Santa Fe called "Coyote Fences and Latillas". The theme of the week will be making quilts inspired by the local architecture. Joe says he loves to teach this extended form of class, because it will allow him to take people on tours of the local folk art museum, a local gallery, and the town itself. He can teach the techniques the class will work with, and still have plenty of one-on-one time. All info is here: [www.madelineartschool.com/shop/quilting/joe-cunningham/coyote-fences-and-latillas/](http://www.madelineartschool.com/shop/quilting/joe-cunningham/coyote-fences-and-latillas/)
- through 27th April..... Bay Quilts Gallery  
Mel Beach is featured artist for April.
- 29th April, 11 A.M.–1 P.M. .... Guild Library Open  
Guild library open at Dottie McHugh's home, 368 Pacheco, SF.
- 6th May, 10 A.M.–5 P.M. .... Creative Design Workshop  
Creative Design workshop presented by San Francisco Quilters Guild, taught by Joe Cunningham. Develop a small idea into an abstract quilt. \$70. [workshops@sfquiltersguild.org](mailto:workshops@sfquiltersguild.org).
- 6th May, 11 A.M.–1 P.M. .... Curbside Outreach  
Curbside Outreach at Adrienne's home, 665 Joost Avenue, SF.
- 6th May, 11 A.M.–1 P.M. .... Guild Library Open

- Guild library open at Dottie McHugh's home, 368 Pacheco, SF.
- 10th & 17th May, 10 A.M.–12 P.M. Designing Pieced Fabric Workshop  
Textile Arts Council's two-session class on zoom taught by Jeanie Low. [tac@famsf.org](mailto:tac@famsf.org).
- 20th May, 11 A.M.–1 P.M. .... Curbside Outreach  
Curbside Outreach at Adrienne's home, 665 Joost Avenue, SF.
- 20th May, 11 A.M.–1 P.M. .... Guild Library Open  
Guild library open at Dottie McHugh's home, 368 Pacheco, SF.
- 20th May, 10:30 A.M.–1:30 P.M. .... Intro to Sashiko  
Pattie Klimek at Cloth Carousel in Vacaville. \$35. [www.clothcarousel.com](http://www.clothcarousel.com)
- through 31st May ..... Stir Crazy Quilts  
A quilting-during-the-pandemic show at Museum of the San Ramon Valley, 205 Railroad Avenue, Danville. Pattie Klimek and Julia McLeod have quilts hanging in this exhibit. [museumsrv.org](http://museumsrv.org)
- through 7th June, 6–8 P.M. .... Quilting Basics Series  
This first-Wednesday series, taught at SCRAP (2150 Newcomb Ave., SF) by Lorraine Woodruff-Long, will provide the fundamentals of quilt making. \$30/class. Two remaining Wednesdays: 3rd May, 7th June. [scrap-sf.org](http://scrap-sf.org).
- 10th June, 10:30 A.M.–1:30 P.M. .... Sashiko Woven Stitches  
Pattie Klimek at Cloth Carousel in Vacaville. \$45. [www.clothcarousel.com](http://www.clothcarousel.com)
- 17th June, 10:30 A.M.–1:30 P.M. .... Visible Mending the Boro Way  
Pattie Klimek at Cloth Carousel in Vacaville. \$35. [www.clothcarousel.com](http://www.clothcarousel.com)




Curbside Outreach takes place on the first and third Saturdays of each month.

### Events of Interest to Guild Members

- 27th April, 11 May, 25th May ..... Essentials of Complex Curves  
A zoom workshop taught by Patricia Belyea. Three sessions, three hours each, two weeks apart. Fill your quilt projects with complex curves—that are flat and of your own design! \$295. [www.okanarts.com](http://www.okanarts.com)
- through 28th April..... Fabric, Thread & Woven  
San Mateo County Government Center Caldwell Gallery, Main Floor, 400 County Center, Redwood City. A showcase that celebrates the strong community of local artists working in the textile and fiber-art mediums.

- through 30th April..... My Bed  
Pacific Northwest Quilt & Fiber Arts Museum, La Conner, Washington. Salley Mavor's exhibit: [weefolkstudio.com/2023/02/19/bedtime-stitches-in-pacific-northwest/](http://weefolkstudio.com/2023/02/19/bedtime-stitches-in-pacific-northwest/).
- 13th May–20th August ..... Queer Threads Goes West  
San Jose Museum of Quilts & Textiles Exhibit. 520 S. 1st St., San Jose.
- 1st June–31st August ..... Row by Row Experience 2023  
Theme this year is "summertime". [www.rowbyrowexperience.com](http://www.rowbyrowexperience.com).



**20th June .....deadline for submission to International Fiber Arts XI**

Submit entries of fiber artwork: [www.sebarts.org/call-for-entries](http://www.sebarts.org/call-for-entries).

**21st–24th June, 10 A.M.–5 P.M. ....Shop Hop by the Bay 2023**

Six shops participating this year! [www.shophopbythebay.com](http://www.shophopbythebay.com).

**29th July–10 September.....International Fiber Arts XI**

Sebastopol Center for the Arts, 282 S. High Street, Sebastopol. SAQA-sponsored International Fiber Arts XI is an in-gallery juried exhibition presenting a distinct approach to innovative and traditional-fiber techniques, and contemporary concepts for the use of traditional and unusual materials. [www.sebarts.org](http://www.sebarts.org).

**8th–12th August .....Five-Day Complex Curves Workshop**

In-person workshop with Patricia Belyea, Woodland Ridge Retreat, Downsville, Wisconsin. Learning to add curved piecing to your quilt compositions is like being given the keys to the universe. \$1,195 + lodging. [www.woodlandridgetreat.com](http://www.woodlandridgetreat.com).

**14th–16th September, 9 A.M.–5 P.M. .... Quilters Harvest Shop Hop**

Quilters Harvest Shop Hop will have a barn theme for 2023. Each of the nine participating shops will design a special block.

**14th–22nd September.....Textile-Focused Trip to Londons**

The TAC-sponsored member trip, may include stops at the Wallace Collection, Hand & Lock, the V&A Museum, the Queen's Gallery at Buckingham Palace, Kensington Palace, and a visit and lunch with dealer Meg Andrews, who established the Costume & Textile Dept. at Sotheby's Belgravia, and who will share both her personal collection and her current stock with us. The tour will also include much more! Tour leader Melissa Leventon. [tac@famsf.org](mailto:tac@famsf.org).

**12th–23rd October.....12-Day Kyoto Textile Adventure**

A trip of a lifetime! [shop@okanarts.com](mailto:shop@okanarts.com).

**20th October–19th November.....ArtSpan's 2023 SF Open Studios**

ArtSpan's season will include an opening at the SOMArts Cultural Center. [info@artspan.org](mailto:info@artspan.org).

**4th–5th November ..... Renegade Craft Fair**

For the second time this year, this exceptional craft fair is held at Fort Mason Center, SF. [info@renegadecraft.com](mailto:info@renegadecraft.com). ★ ★

**7th–9th March 2024, 9 A.M.–5 P.M. .... March Madness Shop Hop**

The theme will be announced in the Autumn.

~ **We advise visitors to confirm details with event organizers** ~

**San Jose Museum of Quilts & Textiles**

San Jose Museum of Quilts & Textiles. 520 South First Street, San Jose.; (408) 971-0323. [www.sjqmilmuseum.org](http://www.sjqmilmuseum.org).

Museum Hours: Open: Friday–Sunday: 11 A.M.–5 P.M. First Fridays: 6–9 P.M. Closed: Monday–Thursday.

The permanent collection of the San Jose Museum of Quilts & Textiles contains over 1200 textiles and includes historic quilts, contemporary art quilts, and fiber art forms, as well as garments and textiles from world cultures.

~ ~ ~  
**Gee's Bend**

A RENOWNED COMMUNITY OF QUILTERS—Gee's Bend—is taking on copycats—and winning. Now, you can purchase directly from Gee's Bend artists through their etsy sites (check out GeesbendPlace on etsy for one such site). Online sales have given Gee's Bend quilters major control over their work. As of mid-December 2021, more than a dozen Gee's Bend quilt shops—all branded with an official Gee's Bend logo to set them apart from the rest—have made more than half a million dollars in sales, according to data provided by Nest.

[www.theverge.com/22905288/gees-bend-quilters-etsy-online-sales](http://www.theverge.com/22905288/gees-bend-quilters-etsy-online-sales).

~ ~ ~  
**Fine Arts Museums of San Francisco**

de Young museum: Golden Gate Park \ 50 Hagiwara Tea Garden Drive, San Francisco, CA 94118 \ 415-750-3600 \ [famsf.org](http://famsf.org)

Legion of Honor museum: Lincoln Park \ 100 34th Avenue, San Francisco, CA 94121 \ 415-750-3600 \ [famsf.org](http://famsf.org)

**Textile Arts Council**

The Textile Arts Council is a curatorial support organization of the Fine Arts Museums of San Francisco with the goal of advancing the appreciation of the Museums' textile and costume collections. We are a Bay-Area forum that provides lecturers, workshops, events, and travel opportunities for artists, designers, aficionados, and collectors of ethnic textiles, rugs, tapestries, Western costume, and contemporary-fiber art. Contact the **Textile Arts Council** by email, at [tac@famsf.org](mailto:tac@famsf.org). [Join TAC](#) today!

~ ~ ~  
**SCRAP**

SCRAP, 2150 Newcomb Avenue, SF • (415) 647-1746 • [scrap@scrap-sf.org](mailto:scrap@scrap-sf.org). Shopping Hours: Tuesday–Saturday: 10 A.M. to 6 P.M. We encourage you to bring your own shopping bag. Donation Hours: Tuesday–Saturday: 10 A.M. to 3 P.M. In 2023, workshops are live!

*Donation Guideline Reminder.* We greatly appreciate our community's material donations that make our mission possible! We have a small staff to sort and process a huge amount of daily donations. Bring your donation nice and neat.



*from the* **Membership Corner**

*submitted by Julia McLeod*

DANI LAWLER AND JULIA McLEOD are your membership officers.

SFQG membership runs from 1st October of one year to 30th September of the next year. Membership fees for a full year generally are: \$45 for full members, \$25 for junior members (seventeen years old or younger), \$50 for affiliates, and \$20 for newsletter subscribers. Join or renew your membership online at [www.sfquiltersguild.org/join](http://www.sfquiltersguild.org/join). Special Deal *started at the quilt show, on 24th March, for the remainder of the year, through 30th September 2023—just \$22.50 (full), \$12.50 (junior)*. Tell your friends! These other two membership categories are not discounted and remain the same fee: Affiliate (\$50) and newsletter-only recipients (\$20).

If you would like a hard copy of your membership card, there is a link on the Members Only page to print your own membership card.





Visitors are welcome to attend our zoom meetings for a \$5 guest fee. Find the link for guests on our homepage under 'Our Next Lecture'. Affiliate members enjoy all the benefits of regular membership plus a featured article in the newsletter and a monthly listing in our newsletter. If you would like to become an affiliate member, contact our Affiliate Liaison Ginger Ashworth (415) 793 8447 or [sfqgaffiliateliason@gmail.com](mailto:sfqgaffiliateliason@gmail.com).

Membership details are on our website. If you need to pay by check, print off a membership form from our website's Join/Renew page, and mail in your completed form and check (payable to SFQG) to SFQG, *attn:* Membership, P.O. Box 27002, San Francisco, CA 94127.



## Community Outreach

*submitted by Jessica Church and Adrienne Hickman*

WHAT A WONDERFUL TIME WE ALL HAD AT THE QUILT SHOW! Did you see our 1064 Mission Street posters at the Membership table in the lobby? They were put together by Jessica's father William Church to celebrate all the hard work you did. He really did a nice job showcasing them. We had lots of requests for copies of the posters and have a frameable single poster with all 260 quilts in the works. You may have even seen a small sneak-peek photo on the table. So stay tuned to our newsletter articles as we work out the best way to get them made and available to you. Did you know that in the last three years our guild has donated 1,500 quilts to nonprofits in San Francisco? Those quilts went to a wide spectrum of San Franciscans including seniors, teens, babies, people struggling with addiction, and unhoused people.

**Dimensions for Quilts**

**Baby quilts:** 36" x 36" to 40" x 40"

**Lap-size quilts:** 40" x 40" to 50" x 60"

**Twin-size quilts:** 63" x 87"

### Community Outreach Activity in March

Members' Fabrics.....	Outreach Kits Returned	Quilts Delivered
6 baby quilts .....		2 lap-size quilts to Family House
10 lap-size quilts .....	19 lap-size quilts.....	46 baby quilts to SF General Hospital
13 quilt tops.....		15 pillowcases to UCSF-PICU

Sixteen members dropped by Curbside Outreach during the month of March!



## Double Not Trouble

*submitted by Christine M. Anderson*


IF YOU SAW ME WEAR THE SALVAGED CONTEMPORARY DOUBLE WEDDING RING quilt as pants to our guild's recent 2023 quilt show, then you have seen what can be done with fabric that has too much damaged patchwork to repair for bed use. This photo gives a glimpse of the old Folkwear #119 *Sarouelles* Indian style pants with dropped waist panel that surrounds the legs. Having used Celtic knotwork last year to arrange family genealogy, I am thinking how to make use of any classic DWR in the areas that surround the melon shape. Since Laura Nownes's locally produced 1990 Double Wedding Ring is among many publications to give variations on accurate templates and construction methods, a table runner seems another project alternatively adapted as nostalgic family



tree representation presentation. Connecting 17" rings to extend 63 inches will take thirty-two solid fabric arcs. These could be assembled from authentic clothing fabric scraps of relatives to be included, or reproduction fabrics being manufactured of their appropriate years. From our guild's 2016 annual sale, I purchased a set manufactured by Minnesota Shar's Prairie Patchwork of acrylic 1/8" thick templates suitable for rotary cutting fabrics for a 9" *Miniature Double Wedding Ring* that is the simple not segmented arcs.




That's big enough for autographs of multiple relatives attending picnics and parties. The alternative solid arc could trace signatures from saved correspondence (even genealogy research sites publish the old signatures of naturalization/immigration documents). Seems sensible to browse through existing DWR patterns for choice of number of segments to accommodate number of intended relatives to include in project. Photo 2 here is my fabric wedding reception dinner guest book, fabric stitched with variation segment spaces planned for each guest to sign. Afterwards I embroidered over each signature and assembled as an accent pillowcase.



## Tips & Tricks

submitted by Sara Gnyol

I LOVE MAKING QUILTS. Once that quilt top is finished, however, I am done. I'm tired of working on it, I'm tired of looking at it, I'm cranky about the amount of space it's occupying on my design wall and, most importantly, I've already started a new one in my head. So, when it comes to making that all-important label, I'm a tad resistant and, yes, even a tad resentful of the time that it will require. My solution has been to design labels in my Word program. I choose a jolly font, play with colors that match the quilt top (or not), and sometimes do an actual paste-up using copyright-free images. Once that label design is complete, the fabric sheets pass through the printer and the label is nearly ready. Because the thread count of these sheets is so high (thus yielding greater color density and retention), it can be difficult to sew the label directly onto the quilt back. I like to add one or two machine-sewn 1/2" borders around the printed label. Sewing through a commercial fabric is much easier and can be done in a jiff.



My favorite brands of sew-on printable fabric sheets are June Taylor and Printed Treasures. Both can be found in many quilt shops and on Amazon. The sheets are not inexpensive, however. The average cost per sheet is about \$2 and can be purchased in sets of five, ten, or twelve. This approaches an investment! Printing two to three labels at a time on one 8 1/2" x 11" sheet has proven most economic.


You can make your own printable fabric by treating a favorite piece with Bubble Jet Set, available at local shops and on Amazon. This product prepares fabric for ink-jet printing. The accompanying Bubble Jet Rinse helps to set the ink. Once treated, the fabric is ironed onto waxed paper for stability and then sent through the printer. Although the results can be quite lovely, the process involves rubber gloves, ventilation, and wait periods. I'm impatient. Quick and easy ready-to-print sheets are my choice. Onward!



## Book Review

submitted by Catherine Sparacino

Our April book review is about *Fabric: The Hidden History of the Material World* by Victoria Finlay.



I WANTED TO SHARE A BOOK RECOMMENDATION. I just started *Fabric: The Hidden History of the Material World* by Victoria Finlay. It's about our relationship with cloth and asks how and why people through the ages have made it, worn it, invented it, used it, and made symbols out of it.

The book starts with a story about quilts.

I just started it but having read another of her books, *Color: A Natural History of the Palette*, I know it will be wonderful. ##

Goodreads.com has this to say about this exciting book: A magnificent work of original research, unwinding history through cloth—how we make it, use it, and what it means to us. From our earliest ancestors to babies born today, fabric is a necessary part of our everyday lives, but it's also an opportunity for creativity, symbolism, culture, and connection. Travelling across the world and bringing history to life, bestselling author Victoria Finlay investigates how and why people have made and used cloth.

A century ago in Wales, women would sew their own funeral clothes over tea with friends. In Papua New Guinea, bark is stripped from trees and beaten into cloth. Harris Tweed has a particular smell, while Guatemalan weavers use dazzling colours. Uncovering the stories of the fabrics people wear and use from sacking to silk, *Fabric* combines science, history, tradition, and art in a captivating exploration of how we live, work, craft, and care.



## Some Classes Taught by Guild Members

A FEW MEMBERS HAVE SHARED some of their upcoming class information both online and in-person, about what they are teaching. Is there anyone with classes to share? Let us know.

**~Joe Cunningham.** Joe's Quilt Freedom Workshop tickets are available fom Eventbrite. Classes will be recorded so you can watch them any time for at least one month. ~\$35.


### Quilt Freedom Workshop 34: The Thousand Mile Quilt.

Saturday, 8th April, 9 A.M.–12 NOON. Joe's friend Teresa Coates and her partner Hawke Hamilton make a guest appearance to talk about the traveling and teaching life. Joe will try to execute one of Teresa's designs and pass along some images of great old quilts.






**Coyote Fences and Latillas.** 24th–28th April. Joe Cunningham will teach a five-day class in Santa Fe called “Coyote Fences and Latillas”. The theme of the week will be making quilts inspired by the local architecture, which is where the title comes from! Joe says he loves to teach this extended form of class, because it will allow him to take people on tours of the local folk-art museum, a local gallery, and the town itself. He can teach the techniques the class will work with, and still have plenty of one-on-one time.



[www.madelineartschool.com](http://www.madelineartschool.com).

**Quilt Freedom Workshop 35: Design Deluxe.** Saturday, 13th May, 9 A.M.–12 NOON. Joe’s guest artist is the great quilt artist Sarah Nishiura, who uses recycled fabric and simple designs for maximum effect. Her full-size quilts end up seeming monumental and exquisitely assured.



**Quilt Freedom Workshop 36: Kaleidoscopic Deluxe.** Saturday, 17th June, 9 A.M.–12 NOON.

Pioneering artist Paula Nadelstern joins us to talk about her thrilling, dizzying, fantastic quilts. While never losing touch with the classical roots of her design ideas, Paula has made her own world of quilt design.




**~Pattie Klimek.** These three classes are from 10:30–1:30 at Cloth Carousel, 150-B Parker Street, Vacaville. (707) 327-0734; [info@clothcarousel.com](mailto:info@clothcarousel.com).

**Intro to Sashiko.** Saturday May 20. Learn to do the traditional and beautiful Japanese art of sashiko. \$35.

**Sashiko Woven Stitches.** Saturday June 10. Learn the basics of Kuguri-sashi woven sashiko stitches. \$45.

**Visible Mending the Boro Way.** Saturday June 17. Mend your garments with simple embroidery and sashiko stitches. \$35.



**~Jeanie Low. Designing Pieced Fabric Workshop.** 10th and 17th May, 10 A.M.–12 NOON on zoom. Promoted by Textile Arts Council, [tac@famsf.org](mailto:tac@famsf.org).

**~Julia McLeod. Starting with Silk:** Saturday 22nd April. 10–4 P.M. at Aldersgate Church, One Wellbrock Heights, San Rafael.



Julia enjoys lecturing and teaching on the subject of quilt making with unusual and reclaimed textiles. In this six-hour workshop you will learn how to use silk fabrics in your quilt-making.

[www.mtqg.org](http://www.mtqg.org).

**~Lorraine Woodruff-Long. The Quilting Basics: A Monthly Series. First Wednesdays,** through 7th June, 6–8 P.M. This series, taught at SCRAP (2150 Newcomb Ave., SF) by Lorraine Woodruff-Long, will provide the fundamentals of quilt making. \$30/class. Two remaining classes 3rd May, 7th June. [scrap-sf.org](http://scrap-sf.org).



## Please Patronize Our Affiliates

☞A Quilting Fool Longarm Studio; Nancy Williams  
6363 Christie Ave #2106; Emeryville 94608; (707) 291-0496  
[nancyquiltingfool@gmail.com](mailto:nancyquiltingfool@gmail.com); [www.aquiltingfool.com](http://www.aquiltingfool.com)  
*Longarm quilting services*

☞Always Quilting; Kit Morse, Julie McAuliffe  
4230 Olympic Avenue; San Mateo 94403; (650) 458-8580  
[alwaysquilting@gmail.com](mailto:alwaysquilting@gmail.com); [www.alwaysquiltingonline.com](http://www.alwaysquiltingonline.com)  
*Fabric, tools, notions, patterns, books, classes, sewing machines*

☞Sonya Lee Barrington  
837 47th Avenue; San Francisco 94121; (415) 221-6510  
[sonya@sonyaleebarrington.com](mailto:sonya@sonyaleebarrington.com); [www.sonyaleebarrington.com](http://www.sonyaleebarrington.com)  
*Quilts, pillows, bags and totes, made from recycled textiles*

☞Bay Quilts; Sally, Abbeyshane  
5327 Jacuzzi Street, #3-C; Richmond 94804; (510) 558-0218  
[sfbayquilts@gmail.com](mailto:sfbayquilts@gmail.com); [www.sfbayquilts.com](http://www.sfbayquilts.com)  
*Fabric, tools, notions, patterns, books, classes, exhibitions*

☞Joe Cunningham, Quilter; Joe Cunningham  
1587 Sanchez Street; San Francisco 94131  
[joe.thequilter.com](http://joe.thequilter.com); [www.joecunninghamquilts.com](http://www.joecunninghamquilts.com)  
*Workshops, books, free Quilt Report video episodes*

☞Dorcas Hand Quilters; *contact:* Abby Johnston  
25 Lake Street; San Francisco 94118; (415) 826-0870  
[abigaildwj@gmail.com](mailto:abigaildwj@gmail.com); *Group hand quilting*

☞Lincoln Park Quilters; Caroline Lieberman, Dottie McHugh  
(415) 584-3794; [cglieber@aol.com](mailto:cglieber@aol.com). *Sewing circle (currently via zoom) with weekly demos*

☞Dana Miller Fiber Arts and Coastside Quilt Studio; Dana Miller  
Pacifica 94044; (650) 455-2467  
[dana@danamillerfiberarts.com](mailto:dana@danamillerfiberarts.com); [www.danamillerfiberarts.com](http://www.danamillerfiberarts.com)  
*Custom, T-shirt, & Memory quilts; Longarm services; classes*

☞New Pieces Quilt Store and Gallery; Sharon Fischrup  
766 Gilman Street; Berkeley 94710; (510) 527-6779  
[newpiecesquilts@gmail.com](mailto:newpiecesquilts@gmail.com) [www.newpieces.com](http://www.newpieces.com)  
*Fabric, tools, notions, books, longarm services*

☞**piecemovement**; Catherine Sherman  
P.O. Box 460413; San Francisco 94146; (415) 513-9555  
[info@piecemovement.com](mailto:info@piecemovement.com); [www.piecemovement.com](http://www.piecemovement.com)  
*Community projects, workshops*



☞Serge A Lot; Sherri Stratton  
1949 Ocean Avenue; San Francisco 94127; (415) 715-8405  
924 Ralston Avenue; Belmont 94002; (650) 832-1191  
[sergealot@gmail.com](mailto:sergealot@gmail.com); [www.sergealot.com](http://www.sergealot.com)  
*Sewing machine repair, Baby Lock retailer, vacuum dealer, classes*

☞Stonemountain & Daughter Fabrics; Zan Steinberg  
2518 Shattuck Avenue; Berkeley 94704; (510) 845-6106  
[info@stonemountainfabric.com](mailto:info@stonemountainfabric.com); [www.stonemountainfabric.com](http://www.stonemountainfabric.com)  
*Fabrics, notion, and indie patterns for garments, quilts projects*  
☞Textile Dream Studio; Sue Fox  
1201 55th Street, Oakland 94608; (510) 393-1271  
[foxquilts@gmail.com](mailto:foxquilts@gmail.com); [www.textiledreamstudio.com](http://www.textiledreamstudio.com)  
*Educational resources*

### Committees

**Community Outreach:** Adrienne Hickman, Jessica Church; **Historian:** Jeanie Low; **Librarian:** Judy Grady; **Membership:** Dani Lawler, Julia McLeod;  
**Programs:** Lorraine Woodruff-Long, Julia McLeod, Donna Logan

**Communication/Publicity: Newsletter Editor:** Ginger Ashworth  
**Social Media: Technology:** Holly Gatto; **Website Team:** Elizabeth Chronis, Cathy Miranker, Tanyung Barnes, Holly Gatto

**Special Events:** QUILT San Francisco 2023: Alex Byrne, Claudia Shearer

**Activities: Round Robin:** Christine Reiter; **Postcards:** JoAnn Vail;

**Sew & Tell:** Judy Epstein-Williams;

**Virtual Sewcials:** Maren Larsen; **Workshops:** Barbara Strick, Sam McIlraith;

**Sewing Circles:** OPEN

**Misc: NCQC Rep:** Maren Larsen

### 2022-2023 Executive Board

President Peggy Cleary

Vice President Donna Logan

Treasurer Baunnie Sea

Secretary Marie Contreras

Parliamentarian JoAnn Vail



## Challenge Quilts

IN HONOR OF LARAINE SALMON'S MULTI-YEAR DEDICATION TO THE CHALLENGE QUILT component of our guild's biennial shows, someone will need to step up to the plate and volunteer to take over this position. In upcoming issues of *Quilters Cables*, we shall share some or all of the QUILT San Francisco 2023 Challenge Quilt entries from Laraine's final hurrah.

*Do You Want to Know a Secret?* Challenge Quilt by Sara Guyol



San Francisco Quilters Guild  
Post Office Box 27002  
San Francisco, CA 94127

RETURN SERVICE REQUESTED