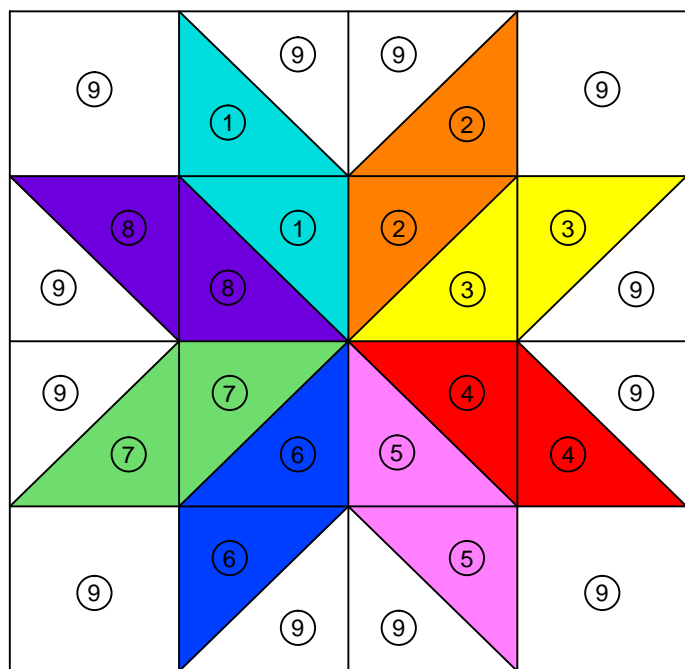


SFQG Community Outreach Pattern



Big Star - Quilt Size: 48" X 48"

Fabric Required:

- (8) 13" squares patterned fabric
- (4) 13" squares plain fabric
- (4) 12½" squares plain fabric
- Backing & Batting: 54" X 54"
- Binding: 207"

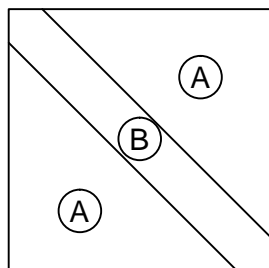

Assembly:

- Number each patterned square #1 thru #8 and the (4) plain squares #9
- Cut all 13" squares into (2) triangles numbering each piece with your assigned number
- Using the chart to the left, match up triangles by number and direction
- Sew together, press and square up to 12½"
- Sew the blocks together as shown in chart using the (4) plain 12½" squares for the corner pieces
- Press the finished top.

Quilting:

- Machine quilt a maximum of 4" apart.

SFQG Community Outreach Pattern



Scrappity-Do-Dah

Quilt Size: 40"x40"

Fabric Required:

- A: (64) 6" blocks
- B: (64) 1½" X 10" rectangles
- Backing & Batting: 46" X 46"
- Binding: 175"

Assembly:

- Cut 6" blocks in half diagonally
- Sew 1 rectangle to each side of cut
- Press seams
- Square up to 6"
- Sew 4 blocks together to create an X
- Square up to 10½"
- Sew the blocks together 4 to a row
- Sew the rows together to make 4 rows.
- Press the finished top.

Quilting:

- Machine quilt a maximum of 4" apart.