

Quilters Cables

San Francisco Quilters Guild—November 2021

★ ★ ★ Website: www.sfquiltersguild.org Guild Contact: sfkg.info@gmail.com

~ Remember to give thanks . . . ~

Our general guild meetings (until further notice) will be held on zoom, and run from 7–9 P.M. This month's and next month's meetings are one week early due to the holidays: November 9th and December 14th. All members will receive the zoom meeting link via email and will not need to preregister. There will be a \$5 guest fee for nonmembers to attend general guild meetings; they will be able to register via the website. Once there, follow the prompts on the Home page where it reads <Click here to register>.

✂ The November board meeting is scheduled on zoom for November 16th at 7 P.M. All are welcome. There is no board meeting scheduled in December.

✂ San Francisco Quilters Guild has boldly embraced new forms of community while our usual in-person activities are on hold during these extraordinary pandemic times. Your patience and understanding are appreciated as we modify our activities.

✂ To become a guild member, just click the Join/Renew tab on our home page and follow the prompts. The url is www.sfquiltersguild.org/join. If you experience difficulties with this process, contact membership@sfquiltersguild.org.

✂ Please note there will be no newsletter published in December. The 2021–2022 newsletter deadlines will be the last *Wednesday* of the month prior to publication; the January deadline is December 29th. Send articles and advertisements to editor.quilterscables@gmail.com.

Letter from Our Guild President . . .

Happy Anniversary, everyone! This year marks forty years since a small group of dedicated quilters started our guild. I imagine that was before some of our members were born! I'm excited to think back over my own thirty years with the guild and look forward to working with all of you to move forward in these peculiar times. Quilting, and our guild in particular, have seen huge changes of style and content over these forty years, but the core—our camaraderie, encouragement, and dedication to service—has sustained us and will continue to do so. Clearly, we can't currently plan a traditional in-person celebration of this milestone right now. We can, though, share our memories of the friends and teachers we've learned from and gotten to know, the experiences we've shared, and all the ways we have grown. We can think about what the unconditional support of our fellow quilters has meant for us and think about how we will carry on all that in the months and years to come. ~Peggy



Help Us Celebrate Our Birthday!

submitted by Peggy Cleary

Remember when machine quilting was a brand-new thing? Remember the fun, learning (and not much sleeping) of our many QuiltAway retreats? Friends who have moved away or passed on, teachers who've helped us master new skills? Our wonderful shows? We invite you to share your memories, and especially your pictures of guild-events past on our members-only Facebook group! And send those pictures to Holly Gatto for our Instagram page. Holly will also create a hashtag you can use to tag photos you post to your own account. This can be a great way to share your experiences with all your followers. Remember, if there are identifiable people in your pictures, you must ask their permission to publish their likeness!



Virtual Sewcials

submitted by Maren Larsen

Want to attend or teach a Virtual Sewcial and not yet a member of the San Francisco Quilters Guild? Membership details are online here: www.sfquiltersguild.org/join.





Upcoming Speakers; Programs (on Zoom)

Members will find the zoom link to meetings under the website's members-only tab and will also receive the link via eBlasts. Nonmembers may pay a \$5 guest fee and find the registration link on our website.

November 9th: **Cassandra Beaver: The Whole Is Greater Than the Sum of Its Parts**

Don't miss November's general meeting which will feature Instagram quilting star, Cassandra Ireland Beaver, and this year's Lone Robin quilt tops.



Cassandra lives in Ohio and has a bachelor's in painting, and a master's degree in theater design with an emphasis in scenery and costumes. This extensive experience behind the curtains has given her the sewing skills to create "almost everything" she can dream up.

In her presentation, *The Whole Is Greater Than the Sum of Its Parts*,

Cassandra will take us through the development of her quilt aesthetic, which pulls from Modern, Traditional, and Art influences. She will present a host of award-winning quilts and the traditional and nontraditional styles that inspire her work. To learn more about Cassandra, follow her on Instagram at #cassandra.beaver or visit her website at

thenotsodramaticlife.com.

Also in November, see what all of your fellow guild members have created from those Lone Robin prompts Julia McLeod gave us this year.

December 14th: Join us for Mary Spadaro's Big Reveal of this year's Round Robin quilt tops, the quilt tops from the Mystery Blocks fundraiser, and Sew & Tell.

January 18th: **Memory and Burial Quilts with Zak Foster**

Zak Foster is a quilt maker based in Brooklyn, originally from North Carolina. Zak makes quilts from clothing and found fabrics, often creating memory quilts from a loved one's clothing. Lately he has created burial quilts and this has brought him into conversation with death doulas, those who assist the dying. In January's zoom lecture Zak will share his work and quilt-related stories. Find out more about Zak on his website, www.zakfoster.com.



Volunteer Opportunities

Website Volunteer(s) Needed: Currently, we have only one volunteer handling the routine updates necessary for guild members to obtain information about guild activities. Can you help? Training/support will be provided. Contact president@sfquiltersguild.org if interested.

Volunteer(s) Needed to Staff Library: Cher delaMere, our long-serving (22 years!) guild librarian, will be moving on to new horizons next Spring. We are seeking a volunteer to take on her responsibilities: of helping members at guild meetings (when we have them in person) to find, check out, and return books and magazines; purchase new books and retire those that are no longer in demand; and so on. The job is half of a team—the other person will be handling the cataloguing and other data-related work of the library. The guild is looking for two volunteers to take on these two roles no later than next March 2022. This is a great opportunity to get more involved in the guild, meet all the members, and see all the new books and magazines before anyone else! Contact Peggy Cleary, guild president, at president@sfquiltersguild.org for more information and to volunteer!

submitted by Cher delaMere, SFQG Librarian Now is your chance to put your stamp on the guild library. Here are the main responsibilities of this position. (1.) Order new books and periodicals and process them. An annual article should be written for *Quilters Cables* with descriptions of all the new titles. (2.) Attend all meetings in order to assist members in finding materials in the library carts. Also check out items to members. Beverly Sunshine Mayfield has ably

Committees

Community Outreach: Adrienne Hickman, Jessica Church
Historian: Jeanie Low
Librarian: Cher delaMere
Membership: Dani Lawler, Julia McLeod
Programs: Sumilu Cue
Communication/Publicity
Newsletter Editor: Ginger Ashworth
Social Media
Technology: Holly Gatto
Webmaster: Lisa Lieberman
Special Events
Quilt Show 2023: Alex Byrne, Claudia Shearer

Activities

Lone Robin: Julia McLeod
Round Robin: Mary Spadaro
Sew & Tell: Judy Epstein
Sewing Circles: Sara Guyol
Virtual Sewcials: Maren Larsen
Workshops: Barbara Strick, Sam McClraith

Misc

NCOC Rep: Maren Larsen



Past Speakers

by Barbara Valverde

Our October general meeting had around eighty participants online during the speaker's presentation. This summary is for those who were unable to attend. For more information go to Marty Ornish's website at marty-o.com.

Fiber-artist Marty Ornish entertained our guild at the October 19th meeting with her talk titled *Controversies in the World of Quilting*. She brought a potent brand of sorcery to the table; reaching into the past, up-cycling in the present, and creating sustainable and spectacular designs for the future. She is a time traveler. Marty's presentation was a visual feast. Her pieces mesmerized the viewers, sometimes shocking and sometimes delighting, but no one was left unaffected. With a strong commitment to social justice coupled with a no-waste perspective, Marty goes to immeasurable lengths to find 'tattered vintage' pieces to recycle, reuse, and rescue. She has given us a potent spell, for those who care to engage . . . "get thee to thy closet, find the unwanted and unworn, and shred them", along with a tincture of inspiration, patience, needles, and threads. For this quilter, it was a soul-satisfying, jaw-dropping experience. Marty Ornish is an artist I will continue to follow.



Opportunity Quilt Update

submitted by Sue Fox

Hello Guild Buddies—I have designated the following as the "working title" for our opportunity-quilt project: SFOG—Community Built, which is *all* about making components, building skills, and having a good time while making some unique and wonderful silk quilts. (Raising money for our guild is the *bonus*.)

This link (forms.gle/LkuV1mB7LiqMmLqQ8) tells you lots more about the project and gives you the opportunity to join us in whatever way you would like to participate. Plus, check out our guild website member pages at www.sfquiltersguild.org/members/ for ongoing tutorials and progress updates. Whoo-hoo! It's all happening . . . Now!! For those of you who do not use the Internet, or who have trouble accessing the links, call me at (510) 393-1271. Looking forward to jumping on this thrill ride and having a blast together! You can also email foxquilts@gmail.com (*subject line: "Opportunity Quilt"*).



Next Free Tables November 14th and January 22nd

Many guild members came by our October free-table event. Wonderful treats were available! We enjoyed looking at fabric, but the best part was seeing each other. Thank you to everyone who came. Our next free table is scheduled for Sunday November 14th from 11 A.M. to 1 P.M. at Karen Weissmann's home at 1515 43rd Avenue (cross street Kirkham), San Francisco. After that, the next free table is planned for January 22nd at Sumilu Cue's home at 279 Topaz Way, San Francisco.



photo by Mary Spadaro

~Free Tables~

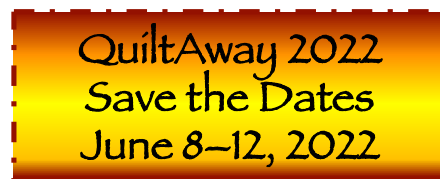
If you would like to host an outdoor free table, if you have any questions about hosting a free table (where does the fabric come from? Can I borrow tables?), please contact Valerie [(415) 378-7989; jvclienk@sbcglobal.net].



QuiltAway 2022 Retreat—June 8–12, 2022

submitted by Jeanne Matysiak

Save the dates! Walker Creek will host our 2022 retreat with delicious meals at their beautiful conference center. Quilters will have their choice of lodging with a three- or four-night option. Registration will begin in January. Workshops will be held on Friday and Saturday. For those who decide a longer getaway sounds like a dream, check in on Wednesday afternoon. There are lots of trails to enjoy or set up your machine and sew, sew, sew.





Our workshop leaders are Sue Fox, Colleen Granger, and Joy-Lily. Registration packets (including all class descriptions and photos) will be available in January on the guild website, as well as printed copies available for those who do not use the Internet.

Let me know if you are planning a free table or other gathering and would like packets to share. QuiltAway is always fun—gathering with old friends and meeting new ones. Please email your ideas or questions to matysiak@earthlink.net.



Sew & Tell and Mystery Challenge News

submitted by Judy Epstein-Williams and Maren Larsen

There will be no Sew & Tell at our November meeting. But here's a heads-up: the December Sew & Tell will be a little different than you've come to expect. We'll be showcasing the participants (and results) of the UFO Mystery Challenge. For those who received a mystery bag and took part in the challenge, please send your submissions to me via email or text by midnight December 7th. My contact info is in the directory.



Submissions should include:

- a photo of the original contents of your mystery bag
- a photo of your finished piece. Feel free to include some close-ups.
- a title and dimensions
- a selfie, along with the approximate year you joined the guild.
- please put "UFO Mystery Challenge" in the subject line of your submission, and cc: Maren Larsen to be sure to be entered in the drawing.

There will be a prize! All entries will be entered in a drawing to win a \$50 gift certificate at a local quilt shop. And if you can't make the meeting, no worries. You can submit a statement that either Maren or I will read. We want to see everyone's finished (or even almost-finished) work. Any finished quilts that people want to donate will be happily accepted by community outreach. We're looking forward to seeing your creativity at work!
~Judy and Maren

2021-2022

Executive Board

President Peggy Cleary
 Vice President Donna Logan
 Treasurer Gloria Miller
 Secretary Cathey Kennedy
 Parliamentarian Valerie Lienkaemper



2021.....Events Calendar..... 2023

The calendar section is two parts: San Francisco Quilters Guild Members' Events, and Events of Interest to Guild Members.

San Francisco Quilters Guild Members' Events

November 13, 9 A.M..... The Medallion Conundrum



Online workshop by Joe Cunningham that examines new ways to use the idea of a medallion quilt. Tickets at Eventbrite \$35.

November 13, 2-5 P.M.; Line Dancing
 Taught by Brenda Gael Smith.
 Freeform piecing, effective design, use of colour. Sold out.

November 14, 11-1 P.M.;Free Table Event
 At Karen Weissmann's house at 1515 43rd Avenue, SF.

November 14, 2-5 P.M.; Geometricks. Taught by Brenda Gael Smith. Freeform piecing, effective design, use of colour. Sold out.

November 20, 11 A.M.-1 P.M.Curbside Outreach
 Held at 665 Joost Avenue (Genessee).

December 4, 11 A.M.-1 P.M.....Curbside Outreach
 Held at 665 Joost Avenue (Genessee).

December 7, MIDNIGHT.....DEADLINE for UFO Mystery Challenge

Finish UFO project. Send your jpg photos to Judy Epstein and Maren Larsen.

December 18, 11 A.M.-1 P.M.Curbside Outreach
 Held at 665 Joost Avenue (Genessee).

thru January 2..Layered & Stitched: Fifty Years of Innovative Art
 San Jose Museum of Quilts & Textiles, 520 S. First Street, San Jose. SAQA exhibit, free to guild members. www.sjqmusem.org.

January 22, 11 A.M.-1 P.M.Free Table Event
 Held at Sumilu Cue's home at 279 Topaz Way, SF. Masks required.

January 22 and February 5, 10:30 A.M.-2:30 P.M.... 9-Patch Pizzazz
 Jane Strem at New Pieces (Berkeley). \$76. www.newpieces.com

January 29, 10 A.M.-5 P.M.Mapping Personal Places
 Workshop taught by Valerie Goodwin. She will be teaching a virtual workshop about learning to make a simple stitched map. \$55

April 16, 10 A.M.-4 P.M.Inspired by Art
 Virtual workshop taught by David Owens Hastings. Fee TBA.

June 8-12.....QuiltAway 2022
 Walker Creek Ranch, Marin.

Curbside Outreach takes place on the first and third Saturdays of each month, unless a stay-at-home order is re-imposed.



Free Admission to Historic Quilt Exhibition!

Layered & Stitched: 50 Years of Innovative Art • through January 2

This show by Studio Art Quilt Associates (SAQA) is a showcase of fifty art quilts by renowned master artists around the globe. Seminal works show the evolution of the art quilt from the earliest pioneers to contemporary artists experimenting with new forms, materials, and digital technologies. This exhibition traces the development of this exciting art form as it started with isolated makers, primarily in Ohio and California, into an international movement involving thousands of artists. Featuring a balance of abstract and representational styles, these artworks represent the extraordinary range of talented artists working in contemporary quilt art.



Our guild has received free admission for our members to this exhibit at the San Jose Museum of Quilts & Textiles! Simply identify yourself (verbally, no card needed) as a member of San Francisco Quilters Guild. Nonmembers pay the standard admission of \$8, \$6.50 for seniors. See the museum's website, sjquiltmuseum.org, for full details.

Events of Interest to Guild Members

by appointment only **The Bird in the Textile Arts**



The Lacy Museum of Lace & Textiles, 2982 Adeline Street, Berkeley. Open to the public by appointment. Call (510) 843-7290.

November 12-14 Quilters Quest Shop Hop. Participating shops include Broadway Quilts (Sonoma), The Cotton Patch (Lafayette), Cloth Carousel (Vacaville), Hilly's Quilts (Antioch), In Between Stitches (Livermore), and New Pieces (Berkeley). www.quiltersquestbayarea.com

November 13, 10-4 Textile Bazaar St. Mary's Cathedral, 111 Gough Street, SF. TAC sponsored. Free.
through November 21 SF Open Studios Exhibition SF Wide-SOMArts Cultural Center. 934 Brannan Street, SF.

through November 30 One Scrap at a Time Virtual quilting and fiber-arts exhibit. www.ssf.net/culturalarts.

February 16-20 QuiltCon Phoenix Convention Center. www.quiltcon.com.

March 26 & 27 Voices in Cloth East Bay Heritage Quilters. Craneway Pavilion, 1414 Harbour Way South, Richmond. www.ebhq.org; r/s.

April 4-8 Explorations into Color and Form Tara Faughnan teaches, at Madeline Island School of the Arts in Santa Fe. tarafaughnan.com

July 9 Sisters Outdoor Quilt Show 220 S. Ash Street, Sisters, Oregon. World's largest outdoor quilt show.

July 17-October 9 Thread, Spirit, Resistance Consuelo Jimenez Underwood's retrospective and new borderline installation. San Jose Museum of Quilts & Textiles, San Jose.

October 13-16 PIQF Santa Clara Convention Center, Santa Clara. quiltfest.com.

COVID-19 alert: We advise visitors to confirm details with event organizers.

Additional events and activities from other guilds are on the Northern California Quilt Council webpage at www.ncqc.net.

All members of San Francisco Quilters Guild are eligible to attend NCQC meetings, lectures, and website offerings.



from the Membership Corner

submitted by Dani Lawler

Dani Lawler and Julia McLeod are your membership co-chairs.

Thank you to all of you who renewed your San Francisco Quilters Guild membership! We extend a special welcome to new members, and a heartfelt thank-you! to those of you who made an additional financial contribution to the guild in the process of renewing: Your generosity is appreciated. We also want to encourage new and returning members to volunteer if you can (see elsewhere in the newsletter for opportunities).

We do not have a way to hand out physical membership cards, so we created a version you can print yourself. Please sign in to the website, then navigate to the Members Only page. You'll find a link to a membership card you can print on your home printer. Just fill in your name, cut it to credit-card size, and carry it with you to show at fabric shops and the San Jose Museum of Quilts & Textiles (where admission to the current exhibit *Layered & Stitched: 50 Years of Innovative Art* is free for our guild members through January 2, 2022).

Members who did not renew by the end of October have had their names removed from the directory, the email and newsletter mailing lists, have no access to the Members Only section of our website, and the private Facebook group. They can still sign in and press the Join/Renew button to renew their membership. If you need help, please contact membership@sfquiltersguild.org.

New members are always welcome at www.sfquiltersguild.org/join. Visitors are welcome to attend our zoom meetings for a \$5 guest fee. Find the guest link on our homepage under Our Next Lecture.



SFQG membership runs from October 1 of one year to September 30 of the next year. Membership fees for October 2021 to September 2022 are:

- \$45 for full members \$50 for affiliates
- \$25 for junior members (17 years old or younger) \$20 for newsletter subscribers

It's easy to join or renew your membership online at www.sfquiltersguild.org/join.

Contact. You may contact the membership committee with any questions at membership@sfquiltersguild.org or find Dani Lawler and Julia McLeod in the members' directory. Thank you for your continued support of our guild.



Full Membership
\$45



Junior Membership
\$25



Affiliate Membership
\$50



Newsletter only
\$20



November Board Meeting November 16th

submitted by Cathey Kennedy

This month's board meeting will take place on zoom November 16th, at 7 P.M. All members are welcome; committee chairs, if not attending please email reports. There is no board meeting scheduled in December. Contact Cathey Kennedy (518) 281-0053 or me@catheykennedy.com with questions.



Restoration for Reels

submitted by Christine M. Anderson

Over the river and through the woods—are relatives able to gather together for this Thanksgiving?

One choice to accomplish with your sewing skills is to repair enough worn-out hemmed cloth



napkins with a new binding of print fabric that need not match but echoes a theme. Pictured here are frogs, but you might cut crosswise straight strips with more give and elasticity than lengthwise straight grain if not using bias from yardage of many colorful nearly photographic food prints. Measure depth of manufactured napkin hem, then double and add ½ inch for seam allowances: cut and press wrong sides together as this will yield a stronger edge than single-bias binding when you follow most French double-fold binding techniques. Place raw edges on napkin perimeter and machine sew, then roll binding to other side as you would a quilt. If you acquire a rayon



tablecloth-and-napkin set folded and pinned together unknown decades ago, you may find forty rusty pin pricks' stains that need removal. This internet-suggested remedy worked: use lemon juice stirred into sea-salt paste applied with cotton swab onto both sides of each rusty straight-pin mark caused from storage in moist San Francisco climate. Afterwards, rinsed of any residue, dried and pressed smooth . . . embellish with vegetables hand-stitched with Brazilian dimensional rayon-embroidery techniques. You may make time for a holiday conversation starter to feature



an inherited family photo either with photo-transfer methods or your artistic fused or stitched appliqué based on estimated 1928 black-and-white photograph of brothers. Afterwards, reproduce smaller photos of this to mat and mail to siblings and cousins who could recognize their father/uncle.





Community Outreach

submitted by Jessica Church and Adrienne Hickman

Curbside Outreach is happening the first and third Saturdays of every month, pandemic restrictions permitting. Last year we saw a huge increase in traffic to Curbside Outreach. By the end of September 2021, we hit our thirtieth Outreach Day since the pandemic started! A huge thank-you from Adrienne and me to everyone who came out, heavy foggy mornings to sunshiny days.

Dimensions for Quilts	
Baby quilts:	36" x 36" to 36" x 45"
Lap-size quilts:	45" x 60"
Twin-size quilts:	63" x 87"

We really appreciate all you do and all the beautiful quilts you have contributed over the year! From October 2020 to September 2021 467 quilts were donated by members to Community Outreach, up from last year's 335! Of the 467: 237 quilts were from members' own fabrics; 27 preemie quilts were from members' own fabrics; and 203 community-outreach kits were finished. All this from sixty-six members; which is almost double the quilters from last year!

Outreach Hall of Fame October 2020–September 2021: With so many new contributors of course we have a new Hall of Fame Top 5! Together they made 66 quilts from their own fabrics as well as contributing tops and helping with many community-outreach kits over the year. They are Lira Bengtson, Marianne Custus and mom Delphia Scully, John Maxwell, Gloria Miller, and Cecile Neubaumer.

These ten members also deserve a huge thank-you. They have made at least 10 quilts or tops from their own fabrics or have been a constant contributor to the quilting, binding, and/or making of our community-outreach kits. They are Lauren Bianchi, Carolyn Bower, Laura Brucken, Linda Gavin, Darlene Hartman, Gerry Kral, Dani Lawler, Karen Reiter, Becky Simpson, and Pat Wong.

Two quilting groups also deserve the spotlight this year for their contributions of 130 quilts and tops: Jeanne Matysiak, Angela Majcher, Barbara Fumea, Bev Stookey, and friends; and Trudy Hom Gee and the members of Lincoln Park Quilters of San Francisco.



S F Chapter of the Embroiderers' Guild of America

submitted by Christie Tanabe

Well, we're still being cautious about COVID-19 so our December 13th holiday party will be via zoom! Here's hoping that all your holidays are filled with joy!



On January 10th from 7–8 P.M., Diane Herrmann will be presenting a zoom lecture on *Maya Textile Artists: Passionate Celebration of Cultural Heritage*, followed by a short session of questions and answers. If you're interested in attending, please let me know!

If you or a friend ever have questions about embroidery of any type, please don't hesitate to ask me. If I can't answer your questions, I'll find someone who can!

My contact info is Christine Tanabe, cell (415) 215-9234, or email ctanabe19@gmail.com.




Book Review

submitted by Christie Tanabe

Our November book review is *Maids of Misfortune* by M. Louisa Locke.

If you enjoy period, historical mysteries, this is for you! Set in the late 1800s in San Francisco, Annie is a widow, renting out rooms in her home for income, and side-lining as a mystic who gives investment advice to businessmen. Annie was married to a man who squandered her inheritance before his untimely death. Her father had trained her to analyze stocks to be able to advise her clients, who won't accept advice from a woman, but will buy and sell stocks if a "spirit" guides them! Annie is smart, attractive, and independent.

The author is a retired professor of U.S. and Women's history, and the series is based upon her doctoral research on late 19th-century working women. This is the first of seven or so books in the Victorian San Francisco series, and gives a real flavor of old San Francisco in a very appealing storyline!





Round Robin 2021 Update



submitted by Mary Spadaro

See the 2021 quilts at December's guild meeting! Signups are starting for 2022!



The 2021 Round Robin Big Reveal and handoff, rescheduled due to rain, took place Saturday October 30, and what a gathering it was! The finished quilt tops were a sight to behold, just breathtaking. Everyone was delighted to see how all their hard work of this past year came together to create twenty-five spectacular, unique quilts. We had fun exploring the nexus between traditional

and modern quilting techniques. And it was fantastic to gather in person and compare notes at the beautiful outdoor patio of the Forest Hill Clubhouse. You can see all twenty-five finished Round Robin quilt tops at the guild's December 14 zoom meeting. Prepare for awesomeness!

Heartfelt thanks to Christine Reiter, Sumilu Cue, Dottie McHugh, Jason Horsey, Donna Logan, and Caroline Cory for helping coordinate the Big Reveal so that everything went smoothly. (Quilters are wonderful people, in case you hadn't noticed.)

Interested in participating in the next Round Robin? Sign up with Christine Reiter by December 31 to participate in 2022.

Things to note:

- Round Robin is a ten-month commitment, January–October 2022. Deadlines are crucial for keeping things on schedule, so if you are not okay with deadlines, Round Robin may not be for you!
- You'll need to have a starter block, component, or row *ready for handoff* no later than January 18, 2022. You do not have to provide additional fabric unless you want to (some

quilters include their own fabric because they like the cohesiveness, but this is optional).

- You'll have one or two months to complete each round, using fabric that is either provided by the originator and/or from your own stash or the free table.
- At the end of the 2022 Round Robin, you will have a completed quilt top designed around your starter bit—that is yours to keep, donate, or gift.

As in 2021, you can choose to participate in either a traditional or modern category (though the line between the two is often blurry, as you will see!).

Beginners welcome! Although San Francisco Quilters Guild is blessed to have some very skilled quilters, which may be intimidating for newcomers, the Round Robin is above all an experiment—a great way to learn, grow, and stretch your limits by playing with colours and techniques outside your usual range. Many quilters (me included) have learned that participating in the Robin has really helped improve their quilting and design skills. Also (and this is a big one) it's fun to see what happens when you let go of control and surrender to the magic and surprise of group work!

As we continue to live with the uncertainty of COVID and the likely continuance of virtual guild meetings, the Round Robin is a great way to stay connected to and chat with other quilters via the handoffs.

Christine Reiter will be taking over leadership of the Round Robin in 2022. Reach out to Christine for more details, and to sign up—christinemreiter@icloud.com.



Lone Robin News



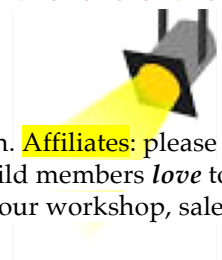
submitted by Julia McLeod

November brings the big reveal for the 2021 Lone Robin Challenge! I can't wait to share with you the wonderful quilts that have come together over the past six months. Thanks to everyone who participated in this challenge. Participation has been lower this year than last, which suggests it's time for something new. Stay tuned for a fresh new mystery challenge in 2022!



Spotlight on Our Affiliates


This guild encourages any and all guild members to support our affiliate members in any way we can. **Affiliates:** please email editor.quilterscables@gmail.com with your updates to be included in this monthly column! Guild members *love* to hear about you!! But, affiliates, *you* need to take responsibility to contact this newsletter by sending your workshop, sales info, *anything* you want to say . . .





Now serving you in two locations! San Francisco and Belmont
1949 Ocean Avenue, San Francisco 94127; (415) 715-8405
924 Ralston Avenue, Belmont 94002; (650) 832-1191

For Sale: Bernina B530 Sewing Machine. Used 3 times. Includes all original accessories in addition to #57N Patchwork ¼" foot w/ guide, Sew Steady big extension table (24" x 24") with carrying case, and original box/packaging. Purchased March 2019 with a platinum warranty good through March 4, 2022. Asking price is \$1,400 or best offer (extension table and ¼" foot included). If interested, contact Sara at haydensrose@yahoo.com.



Please Patronize Our Affiliates

✂️ **A Quilting Fool . . . Longarm Studio;** Nancy Williams
6363 Christie Avenue #2106; Emeryville 94608; (707) 291-0496
nancy@aquiltingfool.com; www.aquiltingfool.com Longarm quilting

✂️ **Always Quilting;** Kit Morse, Julie McAuliffe
4230 Olympic Avenue; San Mateo 94403; (650) 458-8580
alwaysquilting@gmail.com; www.alwaysquiltingonline.com
Fabric, tools, notions, patterns, books, classes, sewing machines

✂️ **Sonya Lee Barrington**
837 47th Avenue; San Francisco 94121; (415) 221-6510
sonya@sonyaleebarrington.com; www.sonyaleebarrington.com
Quilts, pillows, bags and totes, made from recycled textiles

✂️ **Day Quilts;** Sally, Abbeyshane
5327 Jacuzzi Street, #3-C; Richmond 94804; (510) 558-0218
sfbayquilts@gmail.com; www.sfbayquilts.com
Fabric, tools, notions, patterns, books, classes, exhibitions

✂️ **Joe Cunningham, Quilter;** Joe Cunningham
1587 Sanchez Street; San Francisco 94131
joe@joethequilter.com; www.joecunninghamquilts.com
Workshops, books, free Quilt Report video episodes

✂️ **Dorcas Hand Quilters;** contact: Abby Johnston
25 Lake Street; San Francisco 94118; (415) 826-0870
abigaildwj@gmail.com; Group hand quilting

✂️ **Grandma Dot;** Dottie McHugh
368 Pacheco Street; San Francisco 94116; (415) 696-8506
dottiemchugh1@gmail.com; www.DottieMcHugh.com
Quilting instruction for children, zoom instruction for beginners

✂️ **Hello Stitch Studio;** Stacey Sharman
1708 University Avenue; Berkeley 94703; (510) 982-6549
hello@hellostitchstudio.com; www.hellostitchstudio.com

Classes, meet-ups; longarm and sewing-machine sales; fabric notions, and quilting services

✂️ **Lincoln Park Quilters;** Caroline Lieberman, Dottie McHugh
[currently meeting on zoom]; (415) 584-3794; cglieber@aol.com
Sewing circle (via zoom) with weekly demos

✂️ **New Pieces Quilt Store and Gallery;** Sharona Fischrup
766 Gilman Street; Berkeley 94710; (510) 527-6779
newpiecesquilts@gmail.com; www.newpieces.com
Fabric, tools, notions, books, longarm services

✂️ **piecemovement;** Catherine Sherman
P.O. Box 460413; San Francisco 94146; (415) 513-9555
info@piecemovement.com; www.piecemovement.com
Community projects, workshops

✂️ **Serge A Lot;** Sherri Stratton
1949 Ocean Avenue; San Francisco 94127; (415) 715-8405
924 Ralston Avenue, Belmont 94002; (650) 832-1191
sergealot@gmail.com; www.sergealot.com
Sewing machine repair, Baby Lock retailer, vacuum dealer, classes

✂️ **Stonemountain & Daughter Fabrics;** Zan Steinberg
2518 Shattuck Avenue; Berkeley 94704; (510) 845-6106
info@stonemountainfabric.com; www.stonemountainfabric.com
Fabrics, notion, and indie patterns for garments, quilts projects

✂️ **Textile Dream Studio;** Sue Fox
1201 55th Street, Oakland 94608; (510) 393-1271
foxquilts@gmail.com; textiledreamstudio.com; Educational resources

✂️ **Twice Nice Sewing Machine Restorations;** Dave Trebotich
5127 Sundance Court; Antioch 94531; (925) 628-5039
twiceniceshop@gmail.com; www.twiceniceshoppe.com
Specializing in Singer Featherweight sales, repairs, and restoration





Art by Ezio Anichini

Although this exhibit doesn't start until April 2022, it's totally worth planning for. Check this out: Mary Corbet's website, www.needlethread.com, has written about the Loreto Embroideries that are held by the Royal School of Needlework in the United Kingdom.

These twelve fascinating embroidered panels depicting illustrations of titles of the Virgin Mary in the Litany of Loreto are exquisite works of art in their own right. However, Ezio Anichini (1886–1948), the Italian illustrator behind them, was a prolific artist. If you've not heard of Anichini and the Loreto Embroideries, [take a look at this article](#), which includes a



downloadable pdf of John Schaffer's scholarly article on Anichini.

Now—the big news!—if you live in North America and you don't have the opportunity or inclination to travel abroad, here's some great news for enthusiasts who would like to see the Loreto embroideries and the artwork of Anichini in person. Through the efforts of John Schaffer in collaboration with the [Marian Library at the University of Dayton](#), and with the generous cooperation of the [Royal School of Needlework](#), two of the Loreto Embroidery panels will be visiting



the U.S. next year, as part of an exhibition on Anichini at the Marian Library. If you can travel to Dayton, Ohio between April and August of next year, you'll be able to see two of the Loreto embroidery panels in real life!



PIQF

For the January 2022 edition of *Quilters Cables*, we are requesting photos (jpg files) of anything entered into PIQF from our guild. The only PIQF-related files shared with the newsletter editor were this lovely colorful quilt juried into the [NCQC](#) section, titled *Circular Logic*, created by Sara Guyol; and three



interesting non-guild-related items snapped by Christine Anderson; [←](#) from the pandemic quilts section is *Dee Ceased* by Tokarz;



[←](#) from the quilted portraits section, a portrait based on an 1861 portrait of Fantin Latour who died 1904;

and the double wedding-ring pattern [→](#) used by Terri Green.



It would be great if we could publish any or all of our guild's contributions to this quilt extravaganza in the next edition. The deadline for the January newsletter is December 29th.





May your coming year be filled with magic and dreams and good madness. I hope you read some fine books and kiss someone who thinks you're wonderful, and don't forget to make some art—write or draw or build or sing [or sew] or live as only you can. And I hope, somewhere in the next year, you surprise yourself.

~Neil Gaiman



San Francisco Quilters Guild

Post Office Box 27002
San Francisco, CA 94127

RETURN SERVICE REQUESTED