

Quilters Cables

San Francisco Quilters Guild — September 2021

Website: www.sfquiltersguild.org Guild Contact: sfkg.info@gmail.com

Letter from Our Guild President . . .

To the thirty-eight attendees of our first Virtual Retreat over this past weekend, a *huge* thanks for participating! Stealing directly from Julia, “The event would have been nothing without the enthusiasm and talent of all the attendees whose comments, wisdom, sharing, and witty repartee made it all so much fun.” We as quilters need our community, and connecting and sharing with others that “get us”. (I’m paraphrasing Sue from the article “Making Studio Practice a Daily Practice” she generously donated to our swag bags.) To me, that is what this weekend was all about. A special shout out to my co-hosts, Julia and Sumilu, for a fun collaboration.

September is a busy month for the guild; in addition to our regular program, we have executive-board elections, and review of next year’s budget. It should come as no surprise that we are operating with a deficit as the pandemic continues to limit our in-person activities and usual fundraising efforts. An easy way you can continue supporting us is to renew your membership today! It only takes a couple of minutes to do so on our website. ~Claudia

~ * ~ *

Elections for Officers

submitted by Valerie Lienkaemper

The election for both president and the vice president of our executive board will take place early in the general meeting of September 21st, before the speaker begins. Please plan to attend this September meeting.

President Peggy Cleary. **Vice President** Donna Logan. **Treasurer** (incumbent) Gloria Miller.

Secretary (incumbent) Cathey Kennedy. **Parliamentarian** (incumbent) Valerie Lienkaemper.

~ * ~ *

Upcoming Speakers; Programs (on Zoom)

Members will find the zoom link to meetings under the website’s members-only tab and will also receive the link via eBlasts. Nonmembers may pay a \$5 guest fee and find the registration link on our website.

September 21st, 7 P.M. **Lisa Thorpe: Photo to Fabric: Design in the Palm of Your Hand**

Don’t miss the very creative Napa-based artist Lisa Thorpe at our September general



meeting on zoom. She will demonstrate how to use your iPad to manipulate a photo and print it on fabric on a home printer. Lisa is a very popular surface-design instructor who can be found teaching her workshops around the country, including at Craft Napa and Hello Stitch. She has also published technique articles in *Quilting Arts* and *Cloth Paper Scissors* magazines. Check out her work at lisathorpe.com in her gallery link.



October 2nd & 3rd, 12–3 P.M. (PST): **Global Quilt Connection: All-Star Virtual Sampler Platter**

Don’t miss this jam-packed all-star cast of eighteen quilt teachers—including our very own Julia McLeod—when they




demonstrate some of their favorite quilting techniques. This one will include PDFs that go along with each teacher's demonstration and you'll be able to watch the events for twenty-four hours after they end!

And, please note your favorite instructors and let the Program and Workshop Committees know which ones you'd like to see present to our guild.

October 19th: **Marty Ornish: Controversies in the World of Quilting**

Please join us when San Diego fiber artist, Marty Ornish, presents a history of social justice, political, archival, and sexual identity to censorship in quilting. In the meantime, check out Marty's edgy feminine chic at marty-o.com.



Ideas for Hallowe'en

Janet Wecker Frisch, who works out of her Great Joy studio, recently changed licensing her fabrics with Quilting Treasures to Riley Blake Designs. Some of her Quilting Treasures fabrics are available from etsy and eBay sellers where, besides her many Hallowe'en themes, she has paper dolls, postage stamps, Parisians, and more—her art has been translated to over a million yards of high-quality cotton fabrics. But take a peek at her Old Made/Old Maid's



menagerie. Black, white, and orange cats dart around this eerie scene filled with plenty of spooky Hallowe'en images. The old witch is busy on a number of crafty ends; look out for all the buttons and zippers she left lying around! Check with our [affiliates](#) for stock, or order online from www.fatquartershop.com/riley-blake-fabric/old-made-j-wecker-frisch-riley-blake-designs, or you could order directly from Janet at greatjoystudio.com.



2021-2022 Budget

The 2021-22 budget has been approved by the board. Guild members will be asked to approve the budget during the September general meeting.

Usually our budget is based on our historical financial records, requests from committees, and conservative projections of income and expenses. The past two years have not been 'usual' and we can only do our best to guess the future. Thank you to all renewing and new members and affiliates, and special thanks to the members who have added donations to their memberships. The additions are making a difference. Notice that Events income looks great. The majority of that income will be from QuiltAway 2022 but remember, QuiltAway is a 'break-even' event that means that all of the income is offset by expense in the second part of the budget. The same is true of workshops. Event income also includes expected early vendor reservations for the 2023 quilt show. All of that income will ultimately go to the venue rental. Our big fundraising events—such as the auction and book sale—have not been planned and most opportunity-quilt income will come in 2022-2023, thus fundraising income is very minimal. Concerning expenses, six months of rent and hospitality have been added with the hope that we will be in a physical venue in 2022. Only a few expense and committee items are missing since many of the activities of the guild have continued with the help of zoom, creative efforts on the part of committees, and your participation.

Thankfully the guild has a healthy savings account that can be used to make up the deficit in the current budget. There is the likelihood that changes will be made to this budget as the year progresses. Any requests for changes should be presented directly to the board for consideration and action. In addition, suggestions for new sources of income and/or cost-cutting ideas are encouraged and welcomed by the board. Direct those suggestions to our incoming president, Peggy Cleary. Please review this budget and if you have any questions, concerns, or need for additional details, email Gloria Miller, Treasurer, at gloriamillersf@gmail.com.



San Francisco Quilters Guild 2021-2022 Budget

Income	
Membership Dues	Members 9,900
	Affiliates 850
	Newsletter only 80
	Guests 60
Total Membership Dues 10,890
Contributions & Support 1,500
Advertising income, newsletter 100
Fundraisers	Opportunity Quilt income 200
	Postcard sales 150
Total fundraisers 350
Events income	QUILT San Francisco 5,000
	QuiltAway 28,000
	Workshops 2,400
Total Events income 35,400
Other misc income 15
Total income \$48,255
Expense	
Business expenses	Federal & state fees 60
	Professional-services fees 450
	Insurance-nonemployee 523
	Credit-card fees 400
Total business expenses 1,433
Facility & equipment expenses	Rent 3,000
	Zoom 750
	Post Office Box rental 176
Total facility & equipment expenses 3,926
Officers' expense 350
Committee expenses	Community Outreach 1,070
	Historian 35
	Hospitality 150
	Library 750
	Lone Robin 50
	Membership/Dues 390
	Newcomer Social 200
	Newsletter 1,264
	Postcard 150
	Speakers 7,104
	Website 1,296
Total committee expenses 12,459
Fundraisers expense	Opportunity Quilt 600
	Mystery bag challenge 50
Total fundraisers expense 650
Donations & memberships 540
Events expense	QUILT San Francisco 500
	QuiltAway 28,000
	Workshops 2,400
Total events expense 30,900
Total expense \$50,258
Net + or - \$ -2,003

2020-2021

Executive Board

President Claudia Shearer
Vice President Sumilu Cue
Treasurer Gloria Miller
Secretary Cathey Kennedy
Parliamentarian Valerie Lienkaemper

Committees

Community Outreach: Adrienne Hickman, Jessica Church
Historian: Jeanie Low
Librarian: Cher delaMere
Membership: Dani Lawler, Julia McLeod
Programs: Sumilu Cue
Communication/Publicity
Newsletter Editor: Ginger Ashworth
Social Media
Technology: Holly Gatto
Webmaster: Lisa Lieberman
Special Events
Quilt Show 2023: Alex Byrne
Activities
Lone Robin: Julia McLeod
Round Robin: Mary Spadaro
Sewing Circles: Sara Guyol
Virtual Sewcials: Maren Larsen
Workshops: Barbara Strick, Sam McIlraith
Misc
NCQC Rep: Maren Larsen

Website Volunteer Needed

Currently, we have only one volunteer handling the routine updates necessary for guild members to obtain information about guild activities. Can you help? Training/support will be provided. Contact president@sfquiltersguild.org if interested.



Virtual Sewcials

submitted by Maren Larsen

There will be a **Virtual Sewcial** Saturday, October 9th from 10 A.M.-2 P.M. The focus will be on problem solving and completing the UFO Mystery Challenge Bags, but anyone with their own UFO is welcome to join in and sew together via zoom that day. Join us for an hour or the whole day. www.tickettailor.com/events/sanfranciscoquiltersguild/567937 Sewcials are free to all San Francisco Quilters Guild members. Want to attend a Virtual Sewcial and not yet a member of the San Francisco Quilters Guild? Membership details are online here: www.sfquiltersguild.org/join.



Virtual Workshops

submitted by Barbara Strick and Sam McIlraith

Two Virtual Workshops with Brenda Gael Smith: Line Dancing & Geometricks

Internationally exhibited quilt-artist Brenda Gael Smith (from Australia) will teach *two* separate workshops. Sign up for one or both! The classes are live, interactive zoom workshops with limited registration. Each class focuses on different techniques and building skills for individual compositions. Brenda teaches free-form piecing, effective design, and use of colour. She promotes fun and encourages creative momentum—



Line Dancing

including tips and tricks for creating lines and geometrical shapes, repeating motifs, and joining irregularly shaped blocks. The classes are suitable for all skill levels.

Registration will be open to non-guild members starting on September 12th. If you want to be sure to have a spot in this fun class, please register asap. Each of the three-hour workshops is offered at \$35 for our members (\$70 for both = six hours). Further details and registration are available on the guild's website:

<https://www.sfquiltersguild.org/activities/sewcial/>.



Geometricks

Line Dancing: Saturday, November 13, 2–5 P.M.


Geometricks: Sunday, November 14, 2–5 P.M.

Mapping Personal Places workshop with Valerie Goodwin



Valerie Goodwin, our June 2021 guild speaker, will teach a one-day virtual workshop on January 29, 2022, from 10 A.M.–5 P.M. You will learn to make a simple stitched map of a place that is special to you—where you live. The exciting news about this class is that it will be taught on the Creative Sparks platform, and that means access to *all* the videos in class for a full year, and an e-book of *Art Quilt Maps*. Signups are open now through our

website: sfquiltersguild.org. Learn more about Valerie at valeriegoodwinart.com.



Speakers Programs—held on zoom; begin at 7 P.M.

Month	Presenter	Event	Date
September	Lisa Thorpe	Photo to Fabric: Design in the Palm of Your Hand	09/21
October	Marty Ornish	Controversies in the Quilting World	10/19
November	Cassandra Ireland Beaver	The Whole Is Greater than the Sum of Its Parts	11/09
December	guild members	Round Robin; and Sew & Tell Presentations	12/14



A Fascinating Article: Art or Craft

submitted by Joy Lily

There is an interesting article written by Deborah Fisher titled *We Need More Words for "Craft"*, posted on the Craft Industry Alliance website. Here's its link: craftindustryalliance.org/we-need-more-words-for-craft/. Be sure to read the comments.



Quilters Cables: Contributions for Publication

Please email news, articles, artwork (jpg), ads, and event notices to Ginger Ashworth at editor.quilterscables@gmail.com.

Deadlines for <i>Quilters Cables</i> , 2021		
Publication Month	Deadline	Meeting
October	September 28	October 19
November	October 26	November 9
December	no newsletter	December 14

Call (415) 793-8447 if you have any questions. All contributions must be pre-edited; newsletter editors reserve the right to edit for clarity and brevity. *Regarding the deadline:* if anyone needs an extension, it can most probably be arranged. Just tell us, and the editor will do her best to save a space for your contribution(s). *Advertisements:* Prepayment required for ads: \$20 members, \$30 nonmembers. Mail

checks, payable to SFQG, c/o Ginger Ashworth, 875 42nd Avenue, San Francisco, CA 94121.



UFO Mystery Bag Challenge

submitted by Maren Larsen

Your mission, should you decide to accept it, is to create a completed quilted project using the contents of a UFO Mystery Bag. Each participant who donates \$10 to the San Francisco Quilters Guild will receive a bag containing an incomplete fabric project(s). As the new owner of this bag, you must create a finished fabric project of your choosing by December 7th. Any fabric project—clothing, placemats, purses, table runners, quilts—qualifies as long as it is completed. (Community Outreach always appreciates baby or lap quilts, but it is not a requirement of the project.)

There will be a free Sewcial on October 9th to help problem solve and motivate projects to completion. Sign up online or at www.tickettailor.com/events/sanfranciscoquiltersguild/567937.

Participants can contact our secret agent, Maren Larsen, to make arrangements to pick up their Mystery Bags, or pick one up at the September 18th Curbside Outreach. Should you be unable to complete this mission, you may disavow any involvement in the project. But, the bags will *not* self-destruct in thirty seconds. It's up to *you* to finish the UFO inside. Good luck!



New Sewing Circle—Small-Scale Quilt Making

submitted by Sue Fox and Carolyn Bower

What is small-scale quilt making? We think it falls under two categories: It's making tiny components destined for large, aka bed-sized quilts—think “Lots of one inch (or smaller) pieces in block forms” ~or~ it's making miniature quilts (possibly replicas of large bed quilts) using very small-scale blocks—think “tiny blocks with ¼ inch pieces.” Either way, if you already have a love of working small, or if you have been wanting support as you contemplate learning to work small, this is an opportunity for doing it with others on the same path. Just to be clear, this is not a class—it's to witness and encourage you, as you explore your own ideas and figure out your own steps. It's a group of friends with a similar passion and purpose. It's about making your project, your way . . . and sharing your progress month by month. We are thinking monthly zoom meetings initially. We are asking anyone interested to please get in touch. foxquilts@gmail.com.



Free Table in August

submitted by Catherine Sherman



More than forty guild members came by our free table event in August. Wonderful treats were available! We enjoyed looking at fabric, but the best part was seeing each other. Members attending our first Virtual Retreat also came by to pick up their goody bags. Hosting a free table is fun and easy. I chose my own hours—10 A.M.–2 P.M.—and planned what worked best for my location:



our driveway. Valerie Lienkaemper will be happy to help you think it through (thanks, Valerie!). The signage was provided by the guild. I opened our ping-pong table and spread out the donations as they arrived, added a simple shelf for easy book shopping, and eventually an extra side table. Everyone who came by helped organize and made the day really special. Thank you to everyone who came, and a special thank you to Adrienne Hickman, Carolyn Bauer, Karen Stern, Alex Byrne, and Mary Spadaro.

~Free Tables~

submitted by Valerie Lienkaemper

If you would like to host an outdoor free table, if you have any questions about hosting a free table (where does the fabric come from? Can I borrow tables?) please contact Valerie [(415) 378-7989; jvclienk@sbcglobal.net].



QuiltAway 2022 Retreat—June 8-12, 2022

submitted by Jeanne Matysiak

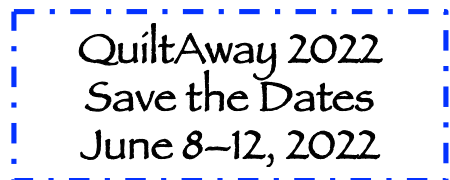
Walker Creek is officially reserved for our QuiltAway retreat June 8-12, 2022.

Everyone has the option of coming for three or four nights. The extra fourth night allows you to come on Wednesday afternoon and have all day Thursday to enjoy the retreat property, work on your own, or just relax.

Whether you choose workshops or open studio, it's always great to be together. Our workshops will be held on Friday and Saturday. On Sunday we celebrate and do our Sew & Tell.

Workshop teachers and plans are still under development . . .We hope to announce our full teacher line-up in a month or two. Sadly, some of the teachers we had engaged for QuiltAway 2020 are not available for our 2022 dates. As we confirm more QuiltAway workshops, look for information about them in the newsletter and on the website. If you have any particular teachers you'd like us to contact, please email your ideas to matysiak@earthlink.net. We are especially interested in finding a workshop teacher with a **Modern** focus (sorry, Tara Faughnan is not available).

Registration will begin in January. Please renew your guild membership now, so as not to delay your choice of workshops. Save the dates in your calendar and plan to make a deposit with your reservation in January.



Past Speakers



Our August general meeting had ninety participants online during Giuseppe Ribaud's presentation. We thought those members unable to attend that meeting might enjoy a partial synopsis of what happened. Giuseppe, now from Portland Maine, grew up in New York. Interested in theater since he was eight, he participated in many productions for years. He pursued a life in the theater in Seattle, Milwaukee, and Chicago. Giuseppe

got typecast and fell out of love with acting. What he loved best was the backstage camaraderie and collaborations. He was greatly influenced by two backstage costume fitters, one a knitter and the other a quilter. He saw his first "real" quilt and fell in love with the process.

When Giuseppe began quilting, he started with improv quilting. He eventually decided to return to New York, worked with Andover full time, and entered his own fabric collection—they liked it! Now he's a freelance fabric designer.



During the rest of his lecture, with a modern-traditional aesthetic, Giuseppe shared stories about his many fabric collections. He regaled us with fascinating anecdotes, including stories of his Nonna, for whom he named his latest fabric line and who taught him how to sew. He also shared about working in the world of commercial fabric design and presented his peek into the world of a fabric and quilt designer. Instagram handle:

@giucy_giuce.





Donations for Gary Tyler

submitted by Joan Anyon

Some time ago I posted a notice about Gary Tyler who was wrongfully convicted and sentenced to death as a minor (en.wikipedia.org/wiki/Gary_Tyler). After forty+ years in prison, Gary's conviction was reversed and he was finally released. I have visited with Gary several times and he is an absolutely lovely man who is committed to helping others, especially young people of colour. He is adapting well to his new life.

Among many other accomplishments while in prison, Gary learned to quilt, producing many quilts to raise funds for the Angola Prison hospice program, and also on commission. A fundraising campaign raised enough money so that Gary has now secured a studio near downtown Los Angeles. He will make and sell quilts, and teach others.

There are lots of things Gary needs in order to equip his new space, so I am putting the word out for items that you may have and be willing to donate. If you do, please contact me: anynoj@gmail.com. He could use: fabric, including scraps; scissors, shears, and snippers; sewing machines (prefer a spacious throat and metal parts); sewing machine needles; large cutting mat; and thread (any colours).



No Sew & Tell for September

submitted by Judy Epstein-Williams

Sew & Tell is now presented every other month for as long as we're online— our next presentation will be October 19th.

<p>The deadline for Sew & Tell is midnight: ... for October meeting, October 12th. ... for December meeting, December 7th</p>	<p>You can submit any time up to the deadline on Tuesday October 12th. Please send photos (a full shot of your piece and at least one close-up, plus a photo of you, along with titles and dimensions) to Judy Epstein-Williams. Also, please include the year you joined the guild. We're eager to see what you've been working on! Judy's info is in our members' directory.</p>
---	--



2021.....Events Calendar..... 2023

The calendar section is two parts: San Francisco Quilters Guild Members' Events, and Events of Interest to Guild Members.

San Francisco Quilters Guild Members' Events

September 2–30, 10 A.M.–3 P.M.Quilts on Display Bay Quilts, 5327 Jacuzzi Street, Richmond. Susan Fuller's exhibit consists of large pictorial quilts based on her photos from Latin America and Asia, plus a few COVID quilts. SusanRFuller@gmail.com

September 12, 10 A.M.–4 P.M.Starting with Silk Hello Stitch Studio is the *online* venue for this fascinating class. Many of us have silk treasures that are too special to cut up so we leave them tucked away in a drawer or box. It's time to make something beautiful with artist **Julia McLeod**. Class + kit: \$121. hellostitchstudio.com.

September 18, 11 A.M.–1 P.M.Curbside Outreach Held at 665 Joost Avenue (Genessee).

October 1.....SCRAP Exhibition Opening Night Gala Randall Museum. RePurposeful Exhibition. danielle@scrap-sf.org

October 2, 11 A.M.–1 P.M.Curbside Outreach Held at 665 Joost Avenue (Genessee).

October 3, 10, 17, 24; 12:30 P.M...... Beginning Quilt Making Taught by Jane Strem; **New Pieces** (Berkeley). Call (510) 527-6779.

October 9.....UFO Mystery Quilt Challenge Virtual Sewcial Held on zoom, to help people brainstorm ideas, motivate to finish.

October 12, MIDNIGHTDEADLINE for Sew & Tell Send your jpg photos to Judy Epstein.

October 16, 11 A.M.–1 P.M.Curbside Outreach

Held at 665 Joost Avenue (Genessee).

October 16 & 23; 10:30 A.M......Hand Quilting With Pattie Klimek; **New Pieces** (Berkeley). Call (510) 527-6779.

November 6, 11 A.M.–1 P.M.Curbside Outreach Held at 665 Joost Avenue (Genessee). First and third Saturdays.

November 13, 2–5 P.M.; **Line Dancing** workshop Taught by Brenda Gael Smith. Freeform piecing, effective design, use of colour. \$35.

November 14, 2–5 P.M.; **Geometricks** workshop. Taught by Brenda Gael Smith. Freeform piecing, effective design, use of colour. \$35.

November 20, 11 A.M.–1 P.M.Curbside Outreach Held at 665 Joost Avenue (Genessee).

December 4, 11 A.M.–1 P.M......Curbside Outreach Held at 665 Joost Avenue (Genessee).

December 7, MIDNIGHTDEADLINE for Sew & Tell Send your jpg photos to Judy Epstein.

December 18, 11 A.M.–1 P.M.Curbside Outreach Held at 665 Joost Avenue (Genessee).

January 29, 2022, 10 A.M.–5 P.M.Mapping Personal Places Workshop taught by Valerie Goodwin. She will be teaching a one-day virtual workshop about learning to make a simple stitched map.


June 8-12, 2022..... **QuiltAway 2022** Walker Creek Ranch, Marin.

Curbside Outreach takes place on the first and third Saturdays of each month, unless a stay-at-home order is re-imposed.



Events of Interest to Guild Members

by appointment only The Bird in the Textile Arts
The Lacy Museum of Lace & Textiles, 2982 Adeline Street,
Berkeley. Open to the public by appointment. Call (510) 843-7290.

September 10–12..... **Craft Napa: Harvest at Home**
 Online. Eighteen workshops!
craftingalifellc.com

September 18–19, 3–6 P.M......**TreasureFest**
Marin Center, 10 Avenue of the Flags, San Rafael. A two-day
celebration of all things local. www.treasurefest.com.

September 25–26..... **Arts in the Park**
Upper Fort Mason General's Residence. With 25+ artists,
including Catherine Sherman and Lorraine Woodruff-Long,
www.parksconservancy.org/event-calendar

October 2–3, 12–3 P.M. PDT **All-Star Sampler Platter**
Virtual. Free for guild members. www.globalquiltconnection.com.

October 14–17.....**Pacific International Quilt Festival XXX**
PIQF in person at Santa Clara Convention Center, 5001 Great
America Parkway, Santa Clara. www.quiltfest.com

October 15–November 30 **One Scrap at a Time**
Virtual quilting and fiber-arts exhibit. Entry **deadline Friday
October 8th or first 50 entries.** www.ssf.net/culturalarts and
select "Current Opportunities for Artists" \$5 fee per entry. (650)
829-3800

through October 24**Kay Sekimachi: Geometries**
BAMPFA (Berkeley Art Museum/Pacific Film Archives) exhibit
by a renowned weaver. www.bampfa.org.

October 31 thru November 5..... **Art Quilt Tahoe**
Zephyr Point Conference Center, 600 US-50, Zephyr Cove, NV. Joe
Cunningham, Velma Newman, and more teach. artquilttaho.com

November 6–7, 11 A.M.–5 P.M......**Renegade Craft Fair**
Festival Pavilion, 2 Marina Blvd., SF.


March 26 & 27, 2022 **Voices in Cloth**
East Bay Heritage Quilters. Craneway Pavilion, 1414 Harbour Way
South, Richmond.

www.ebhq.org; r/s from
2020.



Additional events and activities from other guilds are on the Northern California Quilt Council webpage at www.ncqc.net. All members of San Francisco Quilters Guild are eligible to attend NCQC meetings, lectures, and website offerings.

COVID-19 alert: We advise visitors to check event status with organizers.



Susan Fuller's Artwork Showcased at Bay Quilts

submitted by Susan Fuller

My intention was to exhibit quilts that combine my two passions—quilting and international travel. Most of the quilts in my exhibit are pictorial, based on photos I took while traveling in Latin America and Asia. This exhibit is from September 2–30 at Bay Quilts' "Quilts on Display", 5327 Jacuzzi Street, Richmond.



Because COVID hijacked any travel plans for nearly two years, and took over my creativity and concentration, the show also includes some pandemic sanity projects—mostly made in zoom classes and workshops in the last year. I am a self-taught quilter from generations of makers in many media—textiles, woodworking, watercolour. I made my first quilt in the early 1970s, using fabric from thrift-store dresses and my own pattern. Over the years, I have had many interruptions in my creative activity, but since retirement, quilting has taken on more importance. SusanRFuller@gmail.com.



October 2021 All-Star Virtual Sampler Platter Event!

San Francisco Quilters Guild has again bought our members free admission for Global Quilt Connections' All-Star Virtual Sampler Platter, happening in October 2021! Eighteen new teachers doing *live* demos!

Presenters

October 2, 12–3 P.M. PDT

Daisy Aschehoug, Candy Grisham, Jane Hauprich, Jane Haworth, Brandy Maslowski, Julia McLeod, Jenny Kae Parks, Carole Lyles Shaw, April Sproule

October 3, 12–3 P.M. PDT

Sandra Chandler, Tina Craig, Rhonda Denney, Kena Tangi Dorsey, Valerie Goodwin, MJ Kinman, Tori McElwain, Susie Monday, Lisa Walton

In this live zoom event an all-star cast of eighteen quilt teachers will demonstrate some of their favorite quilting techniques over two different days. It's a showcase of a wide variety of styles and techniques, from traditional to modern and art-quilting techniques, with something to please everyone! www.globalquiltconnection.com





September Board Meeting September 28th

submitted by Cathey Kennedy

This month's board meeting will take place on zoom September 28th, at 7 P.M. All members are welcome; committee chairs, if not attending please email reports. Contact Cathey Kennedy (518) 281-0053 or me@catheykennedy.com with questions.



from the Membership Corner

submitted by Julia McLeod

Dani Lawler and Julia McLeod are your membership co-chairs.

Thank you to those of you who have already renewed your SFQG membership! If that's you, read no further. If you haven't done so yet, please renew your membership for 2021–2022 so you can continue to enjoy all the benefits of membership. From the monthly meetings, sewing groups, workshops, and newsletter to accessing the library, free table events, and Facebook group—there are so many advantages to being a member of our guild!

2020–2021 memberships expire at the end of this month on September 30th. Renewing now makes your subscription good thru September 30, 2022. We encourage all members to renew before the deadline of October 1, 2021 to avoid losing access to meetings or being dropped from the directory. It's easy to join or renew your membership.

Visitors are welcome to attend our zoom meetings for a \$5 guest fee. The link for guests is on our homepage under 'Our Next Lecture'.

Affiliate members enjoy all the benefits of regular membership plus a featured article in the newsletter and a monthly listing in our newsletter. If you would like to become an affiliate member, contact our affiliate liaison Ginger Ashworth (415) 793 8447 sfggaffiliateliason@gmail.com.

If you prefer to renew by check, print off a membership form from our website's [Join/Renew](#) page, and mail in your completed form and check (payable to SFQG) to SFQG, attn: Membership Liaison, P.O. Box 27002, San Francisco, CA 94127. Contact our membership liaisons Carolyn Startup at castartup@earthlink.net or Karen Reiter at rustyquilts@gmail.com with any questions regarding this mail-in process.

SFQG membership runs from October 1 of one year to September 30 of the next year. Membership fees for October 2021 to September 2022 are:

- \$45 for full members \$50 for affiliates,
- \$25 for junior members (17 years old or younger) \$20 for newsletter subscribers

Join or renew your membership online at www.sfquiltersguild.org/join.


Contact. You may contact the membership committee with any questions at membership@sfquiltersguild.org or find Dani Lawler and Julia McLeod in the members' directory. Thank you for your continued support of our guild.



Squeeze a Stencil ©2021

submitted by Christine M. Anderson

Not all fabric projects need to be washable. Using stencils collected over time—e.g., brass DREAMWEAVER manufactured over twenty years in California, or The Crafters Workshop semi-translucent plastic 6 x 6 template like this ribcage (video tutorials from www.tcwstencils.com)—simple or sophisticated designs can be added on tightly woven fabrics. Flax and Dick Blick art-supply stores are local sellers. The TCW339 *Sugar Skull* shown here is added to a hand-dyed mottled-blue fabric square. Don't I now need TCW's *Hibiscus* or *Maidenhair fern* or steampunk *Clock Parts*? Most stencils can accept paints and inks, and Jacquard even has discharge paste to bleach away surface colour where stenciled. I use dimensional paste that creates a raised surface that air dries (twenty minutes depending upon manufacturer, how thickly applied, and humidity). Joann stores and many scrapbook-supply stores sell DREAMWEAVER Embossing





Paste, with choices of finishes. Currently ten TCW Stencil Butter colours in two-ounce jars can be purchased. A custom colour can also be mixed on a disposable shiny scrap of freezer paper using pigment from liquid Reinker drops or mica powders like PearlEx into the 100% acrylic medium white compound. The internet offers videos and recipe suggestions combining talcum powder, Tacky glue, and acrylic paint.

Technique steps are simple:

1.) For stability, iron the back of fabric piece to shiny-side freezer paper. 2.) Assemble essential basin of warm soapy water so that immediately after stenciling, you can drop the tool into water so that the paste excess doesn't dry / clog on brass or plastic [an old toothbrush is a handy scrubber]. 3.) Post-It notes, Washi, or other low-adhesive tape tacks stencil securely in place on fabric upon a working surface like smooth cardboard and may protect sloppy stenciling from excess paste past the slim edges of stencil.

4.) Using recycled deactivated credit card, spatula, or palette knife, in an even gentle motion, press up to ¼" amount of paste on stencil (excess can be scooped to reuse in tightly covered container). Immediately remove stencil into water basin while allowing design on fabric to air dry. The paste is porous at this point. If you want, sprinkle micro beads onto the freshly applied wet paste. Let the excess beads fall off to be returned to their container.



Community Outreach

submitted by Jessica Church and Adrienne Hickman

Curbside Outreach is happening the first and third Saturdays of every month.

Christmas Bags and Pillowcase Kits. Curbside Outreach has more kits for you!

And Outreach is participating in Trudy Hom-Gee's Christmas bag project again. We will have kits and patterns at Curbside Outreach in September and October. The bags will be filled with toiletries, socks, and other essential items, then distributed to veterans at Fort Miley by Trudy and her team.

We have eight Christmas/Winter pillowcases already made. To supply the UCSF Pediatric ICU we need seventeen more. You can download the pillowcase pattern from the guild's website www.sfquiltersguild.org and make some from your own fabric, or pick up a kit at Curbside Outreach. Remember to prewash your fabrics in unscented detergent and dry without dryer sheets!

We will also have baby and lap-quilt kits ready for you and will be happy to receive more of the same made with your own fabrics! There are, as always, many ways you can contribute to Community Outreach.

Afghan Refugees. East Bay Heritage Quilters is collecting new bed quilts (twin, double, and queen size) for adult Afghan refugees. Twin quilts should measure at least 63" x 87", double 78" x 87", and queen 84" x 92". Outreach is not able to accept unfinished bed-size tops for any of our recipients. You may bring your finished quilts to Curbside Outreach. Refugee resettlement is being handled by Jewish Family & Community Services (JFCS) East Bay and JFCS Silicon Valley as well as International Rescue Committee (IRC). Check their websites for other ways you can assist the refugees.

Community Outreach Donations Received in July

Member's Fabrics..... Outreach Kits Returned..... Quilts Delivered.....

4 preemie		No deliveries were made in August, but the following are ready:
11 baby.....4 baby		16 baby quilts for San Francisco General Hospital (ZSFGH)
31 lap-size.....27 lap-size		10 lap-size quilts for Laguna Honda Hospital
14 tops.....7 pillowcases		11 for Bay View Senior Center; 11 for Family House (BUCSF)
Contact Jessica at (415) 722-5993 or Adrienne at (415) 846-0388 with any questions. You may also use our email addresses to contact us: jessica8mint@hotmail.com or adrienne@sfquilter.net .		




San Francisco Chapter of the Embroiderers' Guild of America

submitted by Christie Tanabe

San Francisco celebrated our 45th anniversary as a chapter in 2020, but we were not able to celebrate in person because of COVID-19. We are trying again in 2021, and hoping that the celebration for our 46th anniversary will be held at Kirin Restaurant, 6135 Geary Boulevard, San Francisco, on Friday October 8th. Because the restaurant closes at 7 P.M., we will meet at 5 P.M.! This is subject to change due to the uptick in COVID-19 Delta variant. Wish us luck!

On November 8th, we will have a zoom lecture and slide show with Diane Herrmann, on **Mathematics and Symmetry in Textile Patterns**. Please let me know if you are interested in attending! Any questions about either event, please call me at (415) 215-9234, or email ctanabe19@gmail.com.






Book Review

submitted by Christie Tanabe

Our September book review is *Just Add Water* by Jinx Schwartz.

All the stereotypes about redheads seem true of Hetta Coffey, which just enhances her appeal as the protagonist of this fast-paced, fun mystery set in Berkeley and San Francisco! With her dog RJ, and her gorgeous best friend Jan, Hetta needs to find out how a dead man ended up in her hot tub.



This is the first in a series of thirteen books (so far) and I have enjoyed escaping into every provocative story line. If you like boats, sailing, good-looking men, smart women, and fast action, this is a book/series worth checking out!



San Francisco's 2021 Lone Robin Quilt Challenge Almost Finished

submitted by Julia McLeod

Good News! If you've been sewing along with the Lone Robin Quilt Challenge, you'll be happy to hear you have more time! You now have two more months to work on your Lone Robin!



The finished quilt tops will be shown at our general meeting on November 9th. So your entries may be submitted any time between now and November 2nd. As a reminder, the rounds are as follows:

- Points
- Organic
- Gradations
- Strip piecing
- Roads, Paths, Ladders, and Steps
- Quilter's Choice

Send your entries to me at julia.mcleod7@gmail.com. Include a full view and also some detail shots. I can't wait to see what you've created! Read more about the Lone Robin Quilt Challenge on our guild website or www.juliamcleodquilts.com.



Spotlight on Our Affiliates



This guild encourages any and all guild members to support our affiliate members in any way we can. Affiliates: please email editor.quilterscables@gmail.com with your updates to be included in this monthly column! Guild members *love* to hear about you!! But, affiliates, *you* need to take responsibility to contact this newsletter by sending your workshop, sales info, *anything* you want to say . . . Exciting things are happening! We are incredibly grateful to our affiliates and friends who contributed special goodies for the swag bag distributed to the guild members who participated in the recent virtual retreat. A sincere thank you goes

to: Twice Nice Shoppe, Wooden Gate Quilts, Bay Quilts, The Cotton Patch, Serge A Lot, The Sewing Machine Shop, Stonemountain and Daughter Fabrics, C&T Publishing, New Pieces Quilt Store, Quilting Fool, Hello Stitch, Textile Dream Studio, and Summit Quilting (Diane Torres); and to Julia and friends for creating the custom swag bags for participants.

Here is a sampling of news about some of our affiliates!

☞ **Hello Stitch** (Berkeley) wants us to be aware of their quilting services: Finish those quilt projects! It's easy to get your quilts quilted without breaking the bank. Their computerized longarm can make your quilt top shine! Choose one out of many patterns and thread colours to complete your look. Turnaround time for quilting is generally six to eight weeks. ☞ **Stonemountain & Daughter Fabrics** (Berkeley) announces that "the poppies", as they are fondly referred to in the shop, are their hands-down best-selling fabric ever, and they've finally arrived after a very long shipping trip from Japan. What's the big news about restocking this fabric? This is the last yardage of it they'll carry, forever! • And Sue Fox reports that "The 12 x 12 Challenge" returns to ☞ **Textile Dream Studio** (Berkeley) in October; a nine-month commitment to developing your own creative process. The "challenge" format provides accountability and encouragement for each participant to share his or her



personal creative work—using any theme or technique—within a stimulating environment of other creatives. The common thread is that monthly, participants bring an art piece that complies with the required dimensions of a 12" square. For this tenth season, we are offering five group-meeting options (some via zoom; others meeting physically in Berkeley, unless pandemic guidelines restrict access). To learn more details, contact foxquilts@gmail.com. • Did you know that ☞ **Twice Nice Shoppe** (Antioch) has been aiding those sewing up a storm during these pandemic times? With volunteers working tirelessly to produce face masks, David Trebotich helped them. "I don't really sew and I know there are a lot of folks out there making masks who are wearing their machines out or breaking them," Trebotich said. "This is my part of the contribution to what everyone else is doing." He has had a setup on his driveway for curbside drop offs and pick ups. • And did you know that a second storefront at **924 Ralston Avenue** in Belmont [(650)-832-1191] is happening for ☞ **Serge A Lot**!?



Please Patronize Our Affiliates

☞ **A Quilting Fool . . . Longarm Studio**; Nancy Williams
6363 Christie Avenue #2106; Emeryville 94608; (707) 291-0496
nancy@aquiltingfool.com; www.aquiltingfool.com *Longarm quilting*

☞ **Always Quilting**; Kit Morse, Julie McAuliffe
4230 Olympic Avenue; San Mateo 94403; (650) 458-8580
alwaysquilting@gmail.com; www.alwaysquiltingonline.com
Fabric, tools, notions, patterns, books, classes, sewing machines

☞ **Sonya Lee Barrington**
837 47th Avenue; San Francisco 94121; (415) 221-6510
sonya@sonyaleebarrington.com; www.sonyaleebarrington.com
Quilts, pillows, bags and totes, made from recycled textiles

☞ **Bay Quilts**; Sally, Abbeyshane
5327 Jacuzzi Street, #3-C; Richmond 94804; (510) 558-0218
sfbayquilts@gmail.com; www.sfbayquilts.com
Fabric, tools, notions, patterns, books, classes, exhibitions

☞ **Joe Cunningham, Quilter**; Joe Cunningham
1587 Sanchez Street; San Francisco 94131
www.joethequilter.com; www.joecunninghamquilts.com
Workshops, books, free Quilt Report video episodes

☞ **Dorcas Hand Quilters**; contact: Abby Johnston
25 Lake Street; San Francisco 94118; (415) 826-0870
abigaildwj@gmail.com; *Group hand quilting*

☞ **Grandma Dot**; Dottie McHugh
368 Pacheco Street; San Francisco 94116; (415) 696-8506
dottiemchugh1@gmail.com; www.DottieMcHugh.com
Quilting instruction for children, zoom instruction for beginners

☞ **Hello Stitch Studio**; Stacey Sharman
1708 University Avenue; Berkeley 94703; (510) 982-6549
hello@heloostitchstudio.com; www.heloostitchstudio.com
Classes, meet-ups; longarm and sewing-machine sales; fabric notions, and quilting services

☞ **Lincoln Park Quilters**; Caroline Lieberman
[currently meeting on zoom]; (415) 584-3794; cglieber@aol.com
Sewing circle (via zoom) with weekly demos

☞ **Julia McLeod Quilts**; Julia McLeod; (925) 360-3298
juliamcleodquilts@gmail.com; www.JuliaMcLeodQuilts.com;
juliamcleodquilts@gmail.com; *Quilts, lectures, workshops*

☞ **New Pieces Quilt Store and Gallery**; Sharona Fischrup
766 Gilman Street; Berkeley 94710; (510) 527-6779
newpiecesquilts@gmail.com; www.newpieces.com
Fabric, tools, notions, books, longarm services

☞ **piece movement**; Catherine Sherman
P.O. Box 460413; San Francisco 94146; (415) 513-9555
www.piecemovement.com; www.piecemovement.com
Community projects, workshops

☞ **Serge A Lot**; Sherri Stratton
1949 Ocean Avenue; San Francisco 94127; (415) 715-8405
924 Ralston Avenue, Belmont 94002; (650) 832-1191
sergealot@gmail.com; www.sergealot.com
Sewing machine repair, Baby Lock retailer, vacuum dealer, classes

☞ **Stonemountain & Daughter Fabrics**; Zan Steinberg
2518 Shattuck Avenue; Berkeley 94704; (510) 845-6106
info@stonemountainfabric.com; www.stonemountainfabric.com
Fabrics, notion, and indie patterns for garments, quilts projects

☞ **Textile Dream Studio**; Sue Fox
1201 55th Street, Oakland 94608; (510) 393-1271
foxquilts@gmail.com; textiledreamstudio.com; *Educational resources*

☞ **Twice Nice Sewing Machine Restorations**; Dave Trebotich
5127 Sundance Court; Antioch 94531; (925) 628-5039
twiceniceshop@gmail.com; www.twiceniceshoppe.com
Specializing in Singer Featherweight sales, repairs, and restoration



San Francisco Quilters Guild

Post Office Box 27002
San Francisco, CA 94127

RETURN SERVICE REQUESTED