

Quilters Cables

San Francisco Quilters Guild — July 2021

Website: www.sfquiltersguild.org Guild Contact: sfqg.info@gmail.com

Letter from Our Guild President . . .

I haven't made any big getaway plans for the Summer but I'm leaving tomorrow on a short road trip to the North Coast to spend time with my kids and family visiting from out of town. It feels familiar yet novel to unearth my suitcase and travel again, albeit a short three- to four-day trip out of town. While I'm staying close to home for most of the Summer, I've marked my calendar for the virtual quilt retreat scheduled for the last weekend in August (August 28th and 29th). We have a lot of fun activities planned including social time, demos, and studio tours. Hoping to break out of my creative rut, I'm especially looking forward to our guest speaker Lyric Montgomery Kinard's lecture on "The Elements of Art for Every Quilter". I hope to see you all there. ~Claudia

Upcoming Speakers; Programs (on Zoom)

Members will find the zoom link to meetings under the website's Members Only tab and will also receive the link via eBlasts. Nonmembers may pay a \$5 guest fee and find the registration link on our website.

July 20th, 7 P.M. Mel Beach: Free Motion CREA-TV and Reality



Don't miss guild favorite, Mel Beach, who will share her adventures in learning to free-motion quilt. She will regale us with stories, her tips and tricks to free-motion quilting on a domestic machine, and her favorite tools of the trade. Check out her website to see all the stuff Mel's been up to this past year at melbeachquilts.com.




August 17th, 7 P.M. Giucy Giuce: A Peek into the World of Fabric Design



In August our online guest lecturer will be joining us from Maine: Giuseppe Ribaldo, *a.k.a.* Giucy Giuce of Andover Fabrics. Giucy Giuce will share his story of learning to sew from his Italian

grandmother, discovering quilting, and never



looking back. He is one of Andover Fabrics' premier fabric designers, pattern designers, Andover's multimedia manager—and he is an avid modern traditional quilter and quilting instructor. His Instagram handle: [@giucy_giuce](https://www.instagram.com/giucy_giuce). www.andoverfabrics.com.



This lovely dragon critter was made by artist Pedro Linares. It is composed of papier-mâché; he called his works of art *alebrijes*. His *alebrije* appears to be made from patchwork!



Board Elections Are in September and Will Be on Zoom Again

The SFQG Nominations Committee is seeking nominations for president and vice president for the guild year beginning October 1st. If you would like to serve in either position, or would like to suggest someone else (we would be happy to call and talk to them), or if you have any questions whatsoever, please contact Valerie Lienkaemper (415) 378-7989; or one of the committee members: Gloria Miller, Donna Logan, Peggy Cleary, or Liz Chronis—all are listed in the members' directory.



Virtual Sewcials

submitted by Maren Larsen

Since we are still mostly unable to meet in person to share our love of sewing and quilting, we have moved our sewcials to a virtual format for the foreseeable future. *For members only*, Virtual Sewcials have no fee and are hosted by a guild member or friend who shares a skill; or are community-outreach days where members work on community-outreach projects. Would you like to share your skills? Contact Maren! Want to attend a Virtual Sewcial and not yet a member of the San Francisco Quilters Guild? Membership details are online here: <https://www.sfquiltersguild.org/>.

Recordings of past Virtual Sewcials are on the [Members Only page](https://www.sfquiltersguild.org/members/): <https://www.sfquiltersguild.org/members/>. from August 22, 2020: Maren Larsen's *Foundation String Piecing* workshop; from September 26, 2020: View Alex Byrne's *English Paper-Piecing* workshop; from January 16, 2021: Catherine Sherman's *Beyond Red, White, and Blue* workshop.



Virtual Workshops

submitted by Barbara Strick and Sam McIlraith

Virtual Workshops

- Brenda Gael Smith: Line Dancing;** Saturday November 13, 2–5 P.M.
 - Brenda Gael Smith: Geometricks;** Sunday November 14, 2–5 P.M.
- Each of Brenda's classes are separate; we can sign up for one or both.
- Valerie Goodwin: Mapping Personal Places;** Saturday January 29, 2022 at 10 A.M.

The San Francisco Quilters Guild offers several opportunities for learning and camaraderie. *Sewcials* are free get-togethers where members learn a skill or technique from a fellow guild member, pick up tips and tricks, build friendships, and have fun.

Workshops present the specialties of quilt professionals from California, around the country, and beyond, and charge a fee. In addition, occasional community-outreach sewcials allow members to work together on charitable projects.

Workshops are open to all guild members on a 'first-come' basis. One must register with payment to confirm participation. Workshops are publicized to guild members first, and members have the benefit of several months of promotion to register before any non-guild members may register. Two months prior to the Workshop, the Workshop will be offered to the public, at a non-guild-member rate. For the guild to host professional instructors we need to cover instructor costs and therefore once an individual is registered there are no cancellations/refunds. Members may "transfer" their registration to another member; the guild and its workshop chairs will not be responsible for this exchange and all arrangements and funds will be exchanged between the individual guild members. Once a member has found someone to exchange with, they are responsible for notifying the guild chairs so that the appropriate attendee will be notified of all class information.

If you have questions about Sewcials or would like to teach a free class, please get in touch with Maren Larsen. Please direct questions about fee-based workshops to Barb Strick or Sam McIlraith. And contact Adrienne Hickman or Jessica Church about community-outreach projects. Their contact information is in the members' directory.



Line Dancing & Geometricks: Two Virtual workshops with Brenda Gael Smith

International exhibiting quilt-artist Brenda Gael Smith (from Australia) will teach two separate workshops November 13 and November 14: 2–5 P.M. each day. Sign up for one or both! Each class is a live, interactive, zoom-optimized workshop for three hours, with limited registration. Brenda's teaching style is free-form piecing, effective design, and use of color to promote fun and encourage creative momentum.



These workshops are **two** separate classes—**Line Dancing** on Saturday, November 13; and **Geometricks** on Sunday, November 14. Each class is focused on different techniques, building skills for individual compositions, and is suitable for all skill levels. Check the guild website for more details, or go to this link:

<https://www.sfquiltersguild.org/activities/sewcial/>

Cost is \$35/each three-hour workshop (\$70 for both = six hours) for our guild members.



Mapping Personal Places workshop with Valerie Goodwin

Taught by Valerie Goodwin, our June 2021 guild speaker, on January 29, 2022, 10 A.M. She will be teaching a one-day virtual workshop, which is all about learning to make a simple stitched map of a place that is special to you—where you live. Details and signups coming soon. Learn more about Valerie at valeriegoodwinart.com.



Intriguing Interleaves workshop: Mel Beach

Our first—sold-out—workshop of 2021 was in July, where its attendants learned how to unlock the fun and intrigue of Lorrie Cranor's Interleave quilts—taught by our July speaker, Mel Beach. Word on the street is everyone learned a lot, laughed a lot, and ended up with incredible new techniques—plus a quilt.



Speakers Programs—held on zoom; begin at 7 P.M.

Month	Presenter	Event	Date
July	Mel Beach	Free-Motion CREA-TV and Reality	07/20
August	Giucy Giuce of Andover Fabrics	A Peek into the World of Fabric Design	08/17
September	Lisa Thorpe	Photo to Fabric: Design in the Palm of Your Hand	09/21
October	Marty Ornish	Controversies in the Quilting World	10/19

Please stay safe—and stay connected with fellow quilters—through these guild initiatives:

- attend our monthly guild meetings using zoom;
- join—or renew your guild membership—and have the privilege to watch the private members-only recordings;
- community outreach is open for curbside business!
- other guild initiatives include Virtual Sewcials;



- outdoor free tables;
- access to the guild's library books . . .
- work on your Lone Robin quilt;
- check out what's cooking on our Facebook and Instagram pages.



Quilters Cables: Submissions for Publication

submitted by Sara Guyol

Gentle Readers, Please note that the deadline for submission of articles to *Quilters Cables* now falls **three** weeks prior to its publication. This means that if you want to promote an event that falls between the submission deadline and publication date, it must be written in the past tense, e.g. "We held . . .". The event will be over by the time of publication. Assume

Deadlines for *Quilters Cables*, 2021

Publication month	Deadline	Meeting Date
July	Jul 6	Jul 20
August	Jul 27	Aug 17
September	Aug 31	Sep 21
October	Sep 28	Oct 19

that the newsletter publication date is the date of the general meeting, the third Tuesday of every month.

If the event is to occur after the publication date, it should be written in the future tense, e.g. "We will hold . . .". Make sense?

Suggestions: If the event that you are promoting falls within the submission deadline/publication window, please consider the following:

- Submit the promotion one month earlier so that it is still a future event.
- Submit the promotion one month later as an event that has already occurred.

Questions? Please contact me, Sara, haydensrose@yahoo.com.

Send any articles and advertisements to editor.quilterscables@gmail.com. Thanks!

P.S.: When you submit an article, don't forget to type in your heading and your byline at the top of your text.



QuiltAway 2022 Retreat—June 8–12, 2022

submitted by Jeanne Matysiak

Exciting news! We have Walker Creek Ranch reserved for our QuiltAway 2022 retreat June 8–12. Workshops are being planned for Friday and Saturday. You have the option of a three- or four-night stay. Participants who choose the four-night option will have time for relaxing and open studio on Wednesday evening and all day Thursday. I'm looking forward to a long weekend with friends and fabric; what could be better? Delicious meals prepared for us; feeling pampered leaving the cooking and clean up to the staff. Look for more information in the next newsletter. This retreat is for members only so don't forget to pay your annual dues before you sign up for QuiltAway 2022.

See the sneak peek at a special QuiltAway 2022 workshop below. Keep an eye on the newsletter and on the website for more information, as other workshops are confirmed. Meanwhile, mark your calendars and save the dates.

San Francisco Quilters Guild's 2023 Opportunity Quilt Project Hosted by Sue Fox.

Our amazing guild member Sue Fox is already planning two one-day workshops for us. These include the opportunity to build components for our next Opportunity Quilt. Sue's workshops are sure to be very popular. Not only will you learn to work with silk, you will also be contributing to the guild's fundraiser by helping us to (we hope) create a massive pile of components for the 2023 Opportunity Quilt.

QuiltAway 2022
Save the Dates
June 8–12, 2022

As we confirm more workshops, look for information about them in the newsletter and on the website. Mark your calendars and save the dates.



Cool Decisions

submitted by JoAnn Vail


We decided to escape not only the fog and chill of a San Francisco Summer, but also the 4th of July bombardment of noise and illegal (but astounding!) displays of neighborhood fireworks. Sunny oven-baked Fresno appealed to us because our friends had a lovely garden, a beautiful pool, and air conditioning. Perfect!

The guest pool house had a charming blue-and-white hand-made quilt on the bed, which I found unusual considering the very warm weather. But on closer inspection I saw it had no batting. This is known as a Summer quilt, something I had researched when making a baby quilt for a friend in Hawai'i.



Summer quilts can be just the right amount of coziness when the air conditioner is on or the temp drops at night. However, a thin batting of flannel can be added to soften the drape and show more quilting detail. A pricier choice would be a silk-blend batting.

Another lightweight option is a Kantha quilt, which is made from layers of Indian saris or old clothing, then quilted with a series of uneven long running stitches. I am now in the process of deciding how to use Kantha squares I bought on Etsy for another baby quilt. Sujata Shah, of course, is well-known for teaching similarly made Kawandi quilts stitched by the Siddhis from the African diaspora.



There are so many decisions when making a quilt. Tradition dictates many of my choices because the techniques and patterns are so well-known and information is readily available. A quilt with no batting may seem like a guilty faux pas, but it will be just the right coverlet for early Summer mornings in Fresno or wherever a bed needs a beautiful reminder that it's okay to get cozy before the temp gets to 100°!



Call for Sewing Circles

submitted by Sara Guyol, Sewing Circles Coordinator

Sewing circles are a wonderful way for members to connect with others in our guild. You may be a new member who is looking forward to meeting others. You may be a long-standing member, eager to bounce around ideas, or simply enjoy sewing companionship. Sewing circles can be a means of sharing particular areas of interest such as improv, EPP, innovative techniques, or appliqué. Connections may be made by zoom or perhaps you anticipate meeting in person as we begin to re-enter a more public world. The possibilities are endless and could include circle challenges or group projects. There is so much fun to be had!



acultivatednest.com

With all of this in mind, I ask: Would *you* like to join a sewing circle? Are you in search of members with similar sewing interests and would like to form a sewing circle? Do you host a sewing circle and are seeking new participants? Do you belong to an existing sewing circle and would like to spotlight its work for the rest of the guild? If you answer "yes" to any of these questions, I would like to hear from you. Together we can connect people who share interests and expand our sewing circles to include all who are interested.

The guild would also like to spotlight a sewing circle every month. This could include a feature in Sew & Tell, a write-up in *Quilters Cables*, and, as a bonus, a picture of the group or their work in the guild's websites' slider. If you would like your group to be one of those featured, please contact me. The features are a good way of giving credit to the good work of our current circles. Best to all! ~Sara, haydensrose@yahoo.com



No Sew & Tell for July

submitted by Judy Epstein-Williams

The deadline for Sew & Tell is midnight on the second Tuesday of every other month:

- ... for August meeting, August 10th.
- ... for October meeting, October 12th.

In order to pack more into the monthly zoom guild meetings, Sew & Tell will for now be presented every other month for as long as we're online. Therefore, the next presentation will be on August 17th. That means the next deadline is Tuesday, August 10th. If you'd like to submit, please send photos (a full shot and at least one close-up, and a photo of you) along with titles and dimensions to Judy Epstein-Williams. We're eager to see what you've been working on!



UFO Mystery Challenge

Stay tuned for an exciting mini fundraiser coming this Summer/Fall. Do you have any UFOs or orphan blocks you will never use? Donate them to the guild for an upcoming mystery challenge, then have fun completing a mystery grab bag, take a chance on winning little surprises, and get a chance to win the "Grand Prize." Details will be coming soon. For now, pull out your unwanted blocks and donate them at the next community outreach or free table.



2021.....Events Calendar..... 2023

The calendar section is two parts: San Francisco Quilters Guild Members' Events, and Events of Interest to Guild Members.

San Francisco Quilters Guild Members' Events

July 17, 11 A.M.–1 P.M. **Curbside Outreach**
Held at 665 Joost Avenue (Genessee). First and third Saturdays.

July 19, 9 A.M.–12 NOON **Mapping for the Masses**
Joe Cunningham offers his Quilt Freedom Workshop 13.0. \$35.

July 24, 10:30 A.M.–1:30 P.M. .. **8 Neckties and a Long-Sleeved Shirt**
New Pieces, 766 Gilman, Berkeley. In person taught by Julia McLeod! Using her "Smithereens" pattern.
www.newpieces.com/classes-detail.php?ID=1852&mt=1

July 27, 7 P.M. **Board Meeting**
Virtual (zoom) meeting. Check website for link.

July 29, 7 P.M. **Bylaws Review Meeting**
Virtual (zoom) meeting. We will be reviewing the executive board positions: president, vice president, secretary, treasurer, parliamentarian. Contact Val Lienkaemper for details (415) 378-7989

August 2–6 **Spaces and Places**
Madeline Island School of the Arts, La Pointe, Wisconsin. \$950. Taught by Joe Cunningham. An in-person five-day workshop.
www.joecunninghamquilts.com

August 10, MIDNIGHT **DEADLINE for Sew & Tell**
Send your jpg photos to Judy Epstein.

August 28–29 **SFQG Virtual Quilt Retreat**
We are excited to announce the guild is sponsoring its first-ever virtual quilt retreat. Two full days of planned activities will feature a guest lecturer, technique demos and

studio tours by members, social time, free-sew time, Sew & Tell, and much more. The first fifty registered members will receive a swag bag chock full of goodies. Cost \$50; sign-ups are on website.

September 12, 10 A.M.–4 P.M. **Starting with Silk Hello Stitch Studio** is the *online* venue for this fascinating class. Many of us have silk treasures that are too special to cut up so we leave them tucked away in a drawer or box. It's time to make something beautiful with artist Julia McLeod. Class kit: \$121.

October 12, MIDNIGHT **DEADLINE for Sew & Tell**
Send your jpg photos to Judy Epstein.

November 13, 2–5 P.M.; **Line Dancing workshop**
Taught by Brenda Gael Smith. Each of Brenda's classes are separate; we can sign up for one or both. \$35. See p. 3 for details.

November 14, 2–5 P.M.; **Geometricicks workshop**. Taught by Brenda Gael Smith. Each of Brenda's classes are separate; we can sign up for one or both. \$35. See p. 3 for details.

January 29, 2022, 10 A.M. **Mapping Personal Places workshop**
Taught by Valerie Goodwin, our June 2021 guild speaker. She will be teaching a one-day virtual workshop, which is all about

learning to make a simple stitched map.
June 8–12, 2022 **QuiltAway 2022**
Walker Creek Ranch, Marin.

March 24–25, 2023 . **SFQG Quilt Show**
Tentative date for our next quilt show!



Save the Dates! SFQG Virtual Quilt Retreat
August 28 & 29, 2021

Events of Interest to Guild Members

July 21, 10 A.M.–2:30 P.M...... **Knotless Netted Baskets**
Zoom workshop with Kathryn Rouso. \$55. Learn how to make a small basket using the technique of looping, starting at the top and working downwards. Textile Arts Council: eventbrite.com.

July 28, 10 A.M. **A Life in Stitch**
San Francisco School of Needlework & Design virtually presents Kate Tume, an artist from West Sussex. \$10. Kate makes textile portraits of animals. To view more of Kate's work visit [Mother Eagle Arts](http://MotherEagleArts.com).
www.eventbrite.com/e/mother-eagle-arts-and-a-life-in-stitch-by-kate-tume-tickets-152726792949



August 9 **PIQF: New Quilts of N. California**
PIQF: entry forms, digital colour photos, \$10 fee are due August 9 for quilt made in 2020–2021. ncqc.net newquilts@ncqc.net

August 15, 1:30–3 P.M. **Alice Beasley: Having Her Say**
Online event (zoom) by Textile Arts Council. \$5–\$10. For thirty years, the Oakland-based, self-taught quilter Alice Beasley has spoken out on issues and events that are meaningful to her through her figurative appliqué quilts. www.eventbrite.com

August 21–22 **The Thread That Binds**
Delta Quilters Quilt Show. Brentwood Community Center, 35 Oak Street, Brentwood. \$10 entry. www.deltaquilters.org.

thru August 22..... **25 Million Stitches**
Verge Center for the Arts, 625 S Street, Sacramento. Public Engagement Art Installation. Join this project to hand-stitch 25 million stitches: one stitch for each refugee.
www.25millionstitches.com

October 14–17..... **Pacific International Quilt Festival**
PIQF in person at Santa Clara Convention Center. www.quiltfest.com

October 31 thru November 5..... **Art Quilt Tahoe**
Zephyr Point Conference Center, 600 US-50, Zephyr Cove, NV. Joe Cunningham, Veda Newman, and more teach. artquilttaho.com

March 26 & 27, 2022..... **Voices in Cloth**
East Bay Heritage Quilters. Craneway Pavilion, 1414 Harbour Way South, Richmond. www.ebhq.org; rescheduled / 2020.

Additional events and activities from other guilds are on the Northern California Quilt Council webpage at www.ncqc.net. All members of San Francisco Quilters Guild are eligible to attend NCQC meetings, lectures, and website offerings.



July Board Meeting July 27

submitted by Cathey Kennedy

This month's board meeting will take place on zoom July 27th, at 7 P.M. All members are welcome; committee chairs, if not attending please email reports. Contact Cathey Kennedy (518) 281-0053 or me@catheykennedy.com with questions.



from the Membership Corner

submitted by Julia McLeod

Your membership chairwomen are Dani Lawler and Julia McLeod.

Welcome New Members. This month we are happy to welcome the following new members: Sherri U. and Larry W.

Membership Information. Your San Francisco Quilters Guild membership subscription runs from October 1 of one year to September 30 of the next year. Membership fees for October 2020 to September 2021 are: \$45 for full members, \$25 for junior members (17 years old or younger), \$50 for affiliates, and \$20 for newsletter subscribers. We're offering some half-price new memberships from April 1st through July that expire September 30, 2021. It's easy to join at www.sfquiltersguild.org/join.

Contact. You may contact the membership committee with any questions at membership@sfquiltersguild.org or find Dani Lawler and Julia McLeod in the members' directory. Thank you for your continued support of our guild.



July S'mores Celebrations ©2021

submitted by Christine M. Anderson

Are there festivities happening again this Summer? Or will your sewing skills prompt as simple an occasion as sending marshmallows, chocolate, and graham crackers? The s'mores supposed history, dates back at least to 1927 when a recipe for the more formally designated "some mores" was published in *Tramping and Trailing with the Girl Scouts*, while graham crackers were invented in 1829 (by Sylvester Graham, a Presbyterian minister). Whether or not you celebrate the National Confectioners' Association's designated August 10th National S'mores Day (according to chiff.com/home_life/holiday/national-s-mores-day.htm, although not actually recognized by Congress), these treats are easy to make and delicious!

Pre-pandemic, at our guild free table, I picked up ingredients of fabric reminding me of the campfire treat, but maybe I willingly see chocolate without much excuse. Marshmallows are a soft, spongy, sweet food made from corn syrup, sugar, and gelatin and they can be made at home: which takes them to another level: foodnetwork.com/search/marshmallows-



While you contemplate the history of s'mores, put your sewing skills to use! Measuring a shallow basket, this decorative custom cover was constructed. Before sewing pillowcase-style three sides of personalized fabric to festive Mardi Gras-print patchwork backing to make the cover reversible, twenty inches of 1/8-inch-wide grosgrain ribbons were inserted so I could tie the lined cover through the basket, weaving corners. A slightly smaller rectangle of plastic canvas was slid into the



opening to stiffen the cover before slip-stitching the case to close. This makes the gift further reusable as a shallow carrying container for other dessert preparations (or use washable oilcloth or vinyl lining for casseroles or frosted concoctions). Another idea: simple drawstring-bag version in patriotic lighthouse colours accommodates even the box of graham crackers. An alternative gift: a s'mores cookie cutter of molded 3-D PLA* plastic in sizes from two to six inches (from Ohio) at sweetprintsinc.com. *PLA (polyactide) is made from starch-rich plants such as corn, wheat, sugar beets.



Community Outreach

submitted by Jessica Church and Adrienne Hickman

Curbside Outreach had a great month. Thirty-two people dropped by Adrienne's garage. Many of them contributed to the making of a quilt. A new member came and took a few kits. A few current members came to pick up supplies for a workshop and took some kits. We are looking forward to meeting in person and reviving Outreach Saturday Sewcials, but also plan to be available for pick up and delivery at Adrienne's garage one Saturday a month. The garage is a good workspace for preparing quilt kits and organizing donations. Surprise, surprise—being organized means we have more projects to offer members. Having two people doing the Outreach work means we are more organized. You, the guild members, and our recipients all benefit.

Dimensions for Quilts	
Preemie quilts:	24" x 24" to 30" x 30"
Baby quilts:	36" x 36" to 36" x 45"
Lap-size quilts:	45" x 60"
Twin-size quilts:	63" x 87"



Outreach Needs:



- Holiday fabrics—some neutral winter themes and some Christmas. If you have any Kwanza fabric we'd love it! It's time to start making Christmas tote bags.
- Pillowcase yardage or pillowcases—yardage in multiples of ¾ yard.
- "Blender" or tone-on-tone fabrics in bright colors or pastels.
- JIPBC labels from Hobbs. Five labels are required for each discounted roll of batting @ 96" x 30 yards

Next Curbside Outreach: First and third Saturdays: July 17, August 7th, and August 21st. Find us at 665 Joost Avenue (Genessee) from 11 A.M. to 1 P.M. Pick up projects and kits and deliver what you've "finished". We have lots to choose from—kits, UFOs, binding, quilting.

Contact Jessica at (415) 722-5993 or Adrienne at (415) 846-0388 with any questions. You may also use our email addresses to contact us: jessica8mint@hotmail.com or adrienne@sfquilter.net.

Community Outreach Donations Received in June:

Member's Fabrics

- 6 baby quilts
- 11 lap-size quilts
- 12 preemie quilts
- 18 quilt tops

Outreach Kits Returned

- 18 lap-size quilts
- 3 lap/twin quilts
- 1 child quilt
- 2 pillowcases

Quilts Delivered

- Family House (UCSF Benioff)* 9 lap-size quilts
- Dr. Davis Senior Center (Bayview Senior Services)* 8 lap-size quilts



Embroiderers' Guild of America

submitted by Christine Tanabe

On August 9th, from 7 to 8:30 P.M., via zoom, Mary Jo Hiney will demonstrate how to make six ribbon flowers and attach them onto a needle-book. Mary Jo dyes exquisite silk ribbons, available for purchase. She is giving our guild members a 15% discount on her kits.

On September 13th, we hope to resume in-person meetings at St John's Church of Christ, 501 Laguna Honda Boulevard, San Francisco. We will start at 7:30 P.M., and end around 9 P.M.


Come join us in person for camaraderie and refreshments. We are anticipating a teacher-led class, come see all about it!

Any questions, give me a call! Christine (415) 215-9234, ctanabe19@gmail.com.



Book Review

submitted by Laraine Salmon



Our July 2021 book review is 365 Free Motion Quilting Designs by Leah Day.

A book I turn to frequently when I am quilting is 365 Free Motion Quilting Designs by Leah Day. It is available new or used on Amazon or on the author's website leahday.com. If you don't quilt your own quilts you probably don't have any use for it unless you are just curious, but for those who do quilt your own, and are always looking for new creative ways to fill spaces, it is a great resource. Leah set out to create a motif for every day for a year, then published the results. I am constantly grabbing it to figure out what to do next in a difficult spot. It is spiral bound, so easily lies flat next to your machine, for reference. I highly recommend it!



The Guild's Facebook Group Privacy Setting Change

Facebook recently announced it was changing the group settings so that Public groups will become more visible and more public. The guild's Facebook Group was originally set up as Public, meaning anyone could see it, but approval by an administrator was required to become a member. With Facebook changing the group settings, anyone would be able to join and post and the content could be published to more areas outside of Facebook. Our current policy is that only



current guild members can be members of our Facebook Group. In order to keep this policy, we have changed our Privacy settings to Private, meaning only members can see who is in the group and what they post. Our Group is still searchable and any current guild member can request to join.



San Francisco's Lone Robin Quilt Challenge 2021; Round 6 of 6

submitted by Julia McLeod

Hello, Lone Robin Challenge participants! Our sixth and final prompt, for the month of July 2021, is Quilter's Choice. How would you like to finish your Lone Robin quilt? Go as complex or as simple as you like with this final round, as time and your enthusiasm allows. Of course, it doesn't have to be a 'round'—you can finish with a strip or panel. The only rule is that it connects with 'Gradations' from last month.

You've responded to five prompts so far:

1. Points
2. Strip Piecing
3. Organic
4. Roads, Paths, Ladders, and Steps
5. Gradations



Each piece, panel, or round should attach to the previous one at some point in some way. Now, you get to complete the quilt in any way you choose. Run out of inspiration? Go plain with no shame! Got lots of time and ideas? Finish big!

August is a catch-up month, and at September's meeting I'll present all the Lone Robin entries and we'll vote on a winner.

Entries should be emailed to me—julia.mcleod7@gmail.com—by midnight on Tuesday September 14th. Include a full photo of your quilt top plus a detail shot, a short paragraph about the joys and/or struggles you experienced.

Share your progress on our SFQG Facebook page or on Instagram with the tag #lonerobinquilt. Happy quilting! ~Julia.

Read more about the Lone Robin Quilt Challenge on our guild website or www.juliamcleodquilts.com.




<p style="text-align: center;">Committees</p> <p><i>Community Outreach:</i> Adrienne Hickman, Jessica Church <i>Historian:</i> Jeanie Low <i>Librarian:</i> Cher delaMere <i>Membership:</i> Dani Lawler, Julia McLeod <i>Programs:</i> Sumilu Cue</p> <p style="text-align: center;">Communication/Publicity</p> <p><i>Newsletter Editor:</i> Ginger Ashworth</p> <p style="text-align: center;">Social Media</p> <p><i>Technology:</i> Holly Gatto <i>Webmasters:</i> Cathy Miranker, Lisa Lieberman</p> <p style="text-align: center;">Special Events</p> <p><i>Quilt Show 2023:</i> OPEN <i>Virtual Sewcials:</i> Maren Larsen</p> <p style="text-align: center;">Activities</p> <p><i>Lone Robin:</i> Julia McLeod <i>Round Robin:</i> Mary Spadaro <i>Sewing Circles:</i> Sara Guyol <i>Virtual Sewcials:</i> Maren Larsen <i>Workshops:</i> Barbara Strick, Sam McIlraith</p> <p style="text-align: center;">Misc:</p> <p><i>NCQC Rep:</i> Maren Larsen</p>	 <p style="text-align: center;">August 21 10:00-5:00</p> <p style="text-align: center;">August 22 10:00-4:00</p> <p style="text-align: center;">Brentwood Community Center 35 Oak Street Brentwood</p> <p style="text-align: center;">\$10 entry good for both days under \$ & over \$0 free</p> <p style="text-align: center;">EXHIBITS * DEMONSTRATIONS * VENDORS BOUTIQUE * RAFFLES</p> <p style="text-align: center;"><i>Stroll through Farmers' Market</i> (Saturday morning) Enjoy lunch & shopping specials offered by Downtown Brentwood merchants with your admission wristband!</p> <p style="text-align: center;"><small>Delta Quilters Guild is a 501(c)(3) organization dedicated to perpetuating the art and beauty of quilting, enhancing the quilting arts, and supporting the community by donating quilts to charitable organizations.</small> www.deltaquilters.org</p>	<p style="text-align: center; color: red;">2020-2021</p> <p style="text-align: center; color: red;">Executive Board</p> <p style="text-align: center;">President Claudia Shearer Vice President Sumilu Cue Treasurer Gloria Miller Secretary Cathey Kennedy Parliamentarian Valerie Lienkaemper</p>
--	--	---

Spotlight on Our Affiliates

This guild encourages any and all guild members to support our affiliate members in any way we can. Affiliates: *email* editor.quilterscables@gmail.com with your updates to be included in this monthly column! Guild members *love* to hear about you!!

- * **Sonya Lee Barrington** sent us information about where she is showing her work this Summer:
 Second Sunday July 11. Marin County Farmers' Market. 8-1. Marin Civic Center, San Rafael | Second Sunday August 8. Marin County Farmers' Market. 8-1. Marin Civic Center, San Rafael





Third Sunday July 18. Stonestown Farmers' Market. 9–1.
Stonestown, San Francisco

Third Sunday August 15. Stonestown Farmers' Market. 9–1.
Stonestown, San Francisco

* **Sue Fox** sent in this **News Flash**—she is a *confirmed instructor* for QuiltAway 2022 at Walker Creek Ranch.

- **Join us at QuiltAway 2022** (scheduled for June 8–12, 2022) as we begin component building for SFQG's silk Opportunity Quilt in two workshops/ classes taught by SFQG's own "silk specialist" Sue Fox.
- Sue's two one-day workshops will be dedicated to creating a (hopefully) massive pile of components for our 2023 Opportunity Quilt Project—with each day's class at QuiltAway. *You will learn to work with silk* while also contributing to our guild's fundraiser! (You can attend either or both classes—each day's content will be different.)
- These two individual classes are based on Sue Fox's multi-day workshop: "Maker's Choice—Begin with Components, Decide on a Layout Strategy, and Make a Quilt Unique to **You**." Or, "... a Quilt Unique to the Guild!"



* Here's **Joe Cunningham's** studio: <https://www.youtube.com/watch?v=u-seAvAfaYQ>

* **Hello Stitch** is reopening! We are thrilled to announce that Hello Stitch will soon be reopening the studio! It has been well over a year since we've hosted classes in our space and we have missed you. We're looking forward to hosting small, in-person workshops and as our online workshops have been such a success, those will continue!

* **Julia McLeod**: On the July 18 **Quilt Show**—Julia is the featured guest!

<https://thequiltshow.com/watch>. And Julia McLeod (sic) and Youngmin Lee are also featured using silks and stitches in The Quilt Show: Trailer 2902.

* **Stonemountain & Daughter** asks: Guess who's coming back this Summer? Only the most popular fabric we have ever sold, all the way from Japan, these beautiful lightweight linen poppies by Hokkoh. We are so lucky to stock them for a second time this year!



Please Patronize Our Affiliates

• **A Quilting Fool . . . Longarm Studio**; Nancy Williams
6363 Christie Ave. #2106; Emeryville 94608; (707) 291-0496
nancy@quiltingfool.com; www.aquiltingfool.com
Longarm quilting

• **Always Quilting**; Kit Morse, Julie McAuliffe
4230 Olympic Avenue; San Mateo 94403; (650) 458-8580
alwaysquilting@gmail.com; www.alwaysquiltingonline.com
Fabric, tools, notions, patterns, books, classes, Janome sewing machines, Embroidery Design Studio dealer

• **Sonya Lee Barrington**
837 47th Avenue; San Francisco 94121; (415) 221-6510
sonya@sonyaleebarrington.com; www.sonyaleebarrington.com
Quilts, pillows, bags and totes, made from recycled textiles

• **Bay Quilts**; Sally, Abbeyshane
5327 Jacuzzi Street, #3-C; Richmond 94804; (510) 558-0218
sfbayquilts@gmail.com; www.sfbayquilts.com
Fabric, tools, notions, patterns, books, classes, exhibitions

• **Joe Cunningham, Quilter**; Joe Cunningham
1587 Sanchez Street; San Francisco 94131
Joe@joethequilter.com; www.joecunninghamquilts.com
Workshops, books, free Quilt Report video episodes

• **Dorcas Hand Quilters**; contact: Abby Johnston
25 Lake Street; San Francisco 94118; (415) 826-0870
abigaildwj@gmail.com
Group hand quilting

• **Grandma Dot**; Dottie McHugh
368 Pacheco Street; San Francisco 94116; (415) 696-8506
dottiemchugh1@gmail.com; www.DottieMcHugh.com
Quilting instruction for children, zoom instruction for beginners

• **Hello Stitch Studio**; Stacey Sharman
1708 University Avenue; Berkeley 94703; (510) 982-6549
hello@heloostitchstudio.com; www.heloostitchstudio.com
Classes, meet-ups; longarm and sewing-machine sales; fabrics notions, and quilting services

• **Lincoln Park Quilters**; Caroline Lieberman
[currently meeting on zoom]; (415) 584-3794; cglieber@aol.com
Sewing circle (via zoom) with weekly demos, offering friendship and help with any quilting projects

• **Julia McLeod Quilts**; Julia McLeod; (925) 360-3298
juliamcleodquilts@gmail.com; www.JuliaMcLeodQuilts.com;
[@juliamcleodquilts](https://www.instagram.com/juliamcleodquilts); *Quilts, lectures, workshops*

• **New Pieces Quilt Store and Gallery**; Sharona Fischrup
766 Gilman Street; Berkeley 94710; (510) 527-6779
newpiecesquilts@gmail.com; www.newpieces.com
Fabric, tools, notions, books, longarm services

• **piecemovement**; Catherine Sherman
P.O. Box 460413; San Francisco 94146; (415) 513-9555
info@piecemovement.com; www.piecemovement.com
Community projects, workshops

• **Serge A Lot**; Sherri Stratton
1949 Ocean Avenue; San Francisco 94127; (415) 715-8405
sergealot@gmail.com; www.sergealot.com
Sewing machine repair, Baby Lock retailer, Miele and Riccar vacuum dealer, classes

• **Stonemountain & Daughter**; Zan Steinberg
2518 Shattuck Avenue; Berkeley 94704; (510) 845-6106
info@stonemountainfabric.com; www.stonemountainfabric.com
Fabrics, notion, and indie patterns for garments, quilts, accessories, and home-dec projects

• **Summit Quilting**; Diane Torres
2580 Summit Drive; Burlingame 94010; (650) 344-7481
summitquilting@gmail.com; *Longarm quilting*

• **Textile Dream Studio**; Sue Fox
1201 55th Street, Oakland 94608; (510) 393-1271
foxquilts@gmail.com; textiledreamstudio.com; *Educational resources*

• **Twice Nice Sewing Machine Restorations**; Dave Trebotich
5127 Sundance Court; Antioch 94531; (925) 628-5039
twiceniceshop@gmail.com; www.twiceniceshoppe.com
Specializing in Singer Featherweight sales, repairs, 1and restoration



Volunteer Opportunities

Webmaster: We are looking for a second volunteer to perform routine tasks for our website including updating dates and links for upcoming events.

Programs Committee: We are looking for volunteers to partner with Sumilu to book speakers for our programs. Under Sumilu's guidance, you will identify and book speakers for approximately three programs for the year. This a great opportunity if you would like to support the guild but can only commit to a project with a finite time span.

Volunteer Opportunities: Do you want to contribute but don't know how to get involved? Consider learning more by attending our board meetings that meet on the fourth Tuesday of the month at 7 P.M. Questions? Contact Claudia at president@sfquiltersguild.org.



San Francisco Quilters Guild's Virtual Quilt Retreat August 28-29

Have you signed up yet for our first-ever virtual quilting retreat?

Event Details

When: August 28, 10 A.M.-4 P.M. and August 29, 10 A.M.-3 P.M.
Where: From the comfort of your home
Fee: \$50, nonrefundable

Register Now!

- Click on the link to register: [Registration Link](https://www.tickettailor.com/events/sanfranciscoquiltersguild/537515) <https://www.tickettailor.com/events/sanfranciscoquiltersguild/537515>
- The deadline to register is July 31st.
- After registering, participants will receive a confirmation email with the event zoom link. Please do not share the link with anyone.

Cancellation Policy

No cancellations or refunds are allowed. If you wish to transfer your retreat purchase to another member, please contact Claudia Shearer, Sumilu Cue, or Julia McLeod.



- Closer to the event date participants will receive a detailed agenda of events.

Enjoy a fun-filled weekend with the San Francisco Quilters Guild!

- The first fifty sign-ups receive a swag bag chock full of goodies
- Lecture by Lyric Montgomery Kinard: "The Elements of Art for Every Quilter"



- Member studio tours and technique demos taught by your favorite quilters
- Sew & Tell
- Free-sew time and happy hour, and much more!

Member Demos

Learn new techniques, tips, and tricks

- Maria-Sewing Machine

Maintenance and Trouble Shooting

- Claudia-Sewing Skinny Stripes and Lines
- Julianna-Using Vintage Linens and Lace in Your Quilts
- Joy Lily-Stove-Top Shibori Dyeing

Studio Tours

Get a peek at where the magic happens, plus time for Q&A

- Catherine Sherman
- Sara Guyol
- Lorraine Woodruff-Long



Thank You to Those Angels Who Volunteered

Last month, I threw out a clarion call for a volunteer to temporarily work on the monthly newsletter for a few months, as the editor (me!) could use some help. And what a landslide of eager volunteers contacted me—thank you! My request for help was answered. The first six respondents have been working for weeks on this July 2021 *Quilters Cables* applying their editorial eagle eyes and enthusiasm. Most requested that they be listed as Anonymous; one wanted to be listed as Savior! I also changed the article deadline date starting with August, so that we have ten days to produce the newsletter instead of three, which will help out greatly. Send any articles and advertisements to editor.quilterscables@gmail.com. ~Ginger



Our general guild meetings (until further notice) will be held on zoom, and run from 7–9 P.M. This month's meeting is July 20th; next month it's August 17th. There will be a \$5 guest fee for nonmembers to attend general guild meetings; all members will receive the zoom meeting link via email and will not need to preregister. Nonmembers will be able to register via the website: once there follow the prompts on the Home page where it reads <**Click here to register**>.

~To become a guild member, just click the Join/Renew tab on our home page and follow the prompts. The url is www.sfquiltersguild.org/join. If you experience difficulties with this process, contact membership@sfquiltersguild.org.



San Francisco Quilters Guild
Post Office Box 27002
San Francisco, CA 94127

RETURN SERVICE REQUESTED