

# Quilters Cables

## San Francisco Quilters Guild — January 2020

Website: [www.sfquiltersguild.org](http://www.sfquiltersguild.org) Guild Contact: [sfqq.info@gmail.com](mailto:sfqq.info@gmail.com)

### Meeting Information

✂ General meetings are on the third Tuesday of each month (except November and December meetings are held on *second* Tuesdays) at the Chinese Seventh-day Adventist Church, 7777 Geary Boulevard (entrance on 42nd Avenue) in San Francisco. Doors open at 6:15 P.M., meetings begin at 7 P.M.

✂ Guests pay \$5 admission; all are welcome, and we hope you consider joining our guild!

✂ Remember to bring library books; outreach donations; Show & Tell items; any finished Block of the Month squares; friendship blocks; and wear your name tag!

This month's guild meeting  
January 21st from 7 to 9 P.M.

### President's Message

Dear Fellow Quilters~Happy New Year! Did you make any New Year's resolutions related to quilting, sewing, or crafting? Most of us have a box of UFOs, a stack of orphan blocks, an unorganized sewing room, or a long list of quilts on our bucket list. Always wanted to try a new technique? This month is the time to do something about these.

- Don't wait for spring cleaning to organize your sewing space. Many of our community quilts have come from unfinished blocks or unwanted fabrics donated to the free table. Go through your stash and bring in all those fabrics you won't ever get to. Or organize a swap with members of your sewing circle: everybody brings two fat quarters to the next meeting and walks away with two different ones.
- That unfinished quilt that you only made six blocks for (it didn't really want to be a queen size)—take the finished blocks and make it into a lap quilt and you'll be done in no time. Can't face looking at them anymore? Donate these orphan blocks to the free table and let someone else finish them. (My Round Robin quilt has a whole border made from orphan blocks someone put on the free table and I love it.)
- Want to try a new technique but don't want to commit to an entire quilt? Join the 2020 Round Robin and try something new for a single border. Plus you will have a wonderful quilt of your own by the end of the project.
- I went on Pinterest and typed in <Sewing Room Organization>. I got 26,800,000 results in less than one second. Surely there is something there to help me get organized!

Happy Quilting. ~Maren Larsen

### Featured Speakers

#### January 21st, 7 P.M. Program:

#### Tradition, Art, Modern—Notes from the Field

Please join us when we welcome Maria Shell to the San Francisco Quilters Guild.



Maria is a prolific quilter who developed her skills and explored her creativity while raising three boys in the wilds of Alaska. She now travels extensively sharing her knowledge and personal exploration in quilting. For us, Maria will be giving her lecture: Traditional, Art, Modern—Notes from the Field, her journey




from traditional quilt-maker into the art- and modern-quilt movements.

Maria's work has been juried into many exhibits around the country with her upcoming speaking and teaching engagements taking her not only to California but to locations including Texas, Maryland, Switzerland, and throughout Canada.

In recent years Maria has had solo shows in Alaska, Florida, and Hello Stitch in Berkeley. Her first book, *Improv Patchwork: Dynamic Quilts Made with Line & Shape* was published in 2017. This year her work is being shown in Michigan and Texas and in a number of SAQA regional and global travelling exhibits.

In addition to teaching at Craft Napa and Bay Quilts (Social Justice Sewing Academy Community Quilt Building, January 20–21) this month, Maria will return to Northern California again later this year to teach her workshop *Making Prints Out of Solids* at Art Quilt Tahoe from November 2–6.

For more information about Maria Shell and to see her online portfolio, please visit her website at [www.mariashell.com](http://www.mariashell.com).



## February 18th, 7 P.M. Program:

### Where's the Cotton?! Exquisite Quilts . . . Unexpected Materials

Before easy access to the local quilt shop, before internet shopping, how and where did one obtain materials for quilt making? And once a quilt-maker had a collection of available materials, how did those materials inform design and




construction? What can we learn from quilts made with a restricted supply or unusual types or sizes of materials?

Sue Fox and Julia McLeod—aka **Silk & Salvage**—will take a wide-ranging look at quilts made from silk, linen, wool, and other fabrics, such as clothing and manufacturing scraps . . . as well as quilts made during times of privation and necessity. Their talk

showcases both historical and contemporary makers, and highlights some pretty awesome quilts. The trunk show includes both vintage pieces and some of their own work. [www.SilkandSalvage.com](http://www.SilkandSalvage.com)



## Speakers 2020



### Meetings

Month	Presenter	Event	Date
January	Maria Shell	Tradition, Art, Modern—Notes from the Field	01/21
February	Silk & Salvage	Where's the Cotton? Exquisite Quilts . . .	02/18
March	Amy Ahlstrom	From Urban Quilts to Modern Portraits	03/17
April	Youngmin Lee	Bojagi, The Art of Wrapping Cloths	04/21
May	Jane Haworth	Living a Creative Life	05/19
June	Fern Royce	One Thing Leads to Another	06/16
July	Julie Silber	Show Me: Trunk Show of Rare and Historic Quilts	07/21
August	Linda Schmidt	Short Attention Span Quilting	08/18
September	Sara Trail	Introducing the Social Justice Sewing Academy	09/15
October	Jody Alexander	The Boro Aesthetic	10/20





# 2020 ..... Events Calendar ..... 2020

**January 15–20** ..... Craft Napa 2020  
Embassy Suites/Napa. [craftnapa.com](http://craftnapa.com)

**January 16 and 23** ..... 3 Rs Wool Crazy Quilt  
Cotton Patch, 1025 Brown Avenue, Lafayette.

Learn from Sonya Lee Barrington how to recycle,  
reuse + repurpose. \$95. [www.quiltusa.com](http://www.quiltusa.com)

**January 19 thru April 12** ..... Never Ending Thread  
San Jose Museum of Quilts & Textiles, Finlayson Gallery,  
520 S. First Street, San Jose.

**January 21** ..... SJS Community Quilt Building  
Bay Quilts, Richmond. Maria Shell's workshop.

**January 23–26** ..... Road to California 2020  
Ontario Convention Center, 2000 E. Convention Center Way,  
Ontario. [www.road2ca.com](http://www.road2ca.com)

**through January 26** .. Margaret Fabrizio's Call to Entry exhibit  
Hello Stitch, 1708 University Avenue, Berkeley.

[hellostitchstudio.com/post/margaret-fabrizio-call-for-entry](http://hellostitchstudio.com/post/margaret-fabrizio-call-for-entry)

**thru January 26** ..... The Threads that Connect Us  
Petaluma Historical Library and Museum, 20 Fourth Street,  
Petaluma. [www.petalumamuseum.com](http://www.petalumamuseum.com) .

**February 4–29** ..... Tactile Surfaces  
San Francisco Women Artists, SFWA Gallery, 647 Irving St, SF.  
[sfwomenartists.org](http://sfwomenartists.org)



**February 20–23** ... QuiltCon 2020—Modern  
Quilt Guild  
Austin Convention Center, Austin, Texas.  
[thmodernquiltguild.com](http://thmodernquiltguild.com)



**February 22, 10–3** ..... The Denim Dopp Kit  
Handcraft Studio School, 10368 San Pablo Avenue, El Cerrito  
(510) 332-6101. Saturday workshop taught by Sonya Lee  
Barrington. Recycle, reuse + repurpose those old denims.

**March 21–22** ..... Voices in Cloth 2020  
Craneway Pavilion. East Bay Heritage Quilters. [www.ebhq.org](http://www.ebhq.org)

**April 4–5** ..... Contra Costa County Quilt Show  
Centre Concord, 5298 Clayton Road, Concord.

**April 15–19** ..... Craftcation  
Ventura Beach Marriott, Ventura. [dearhandmadelife.com](http://dearhandmadelife.com)

**April 19 thru May 31** ..... Under the Covers: Not What It Seams  
San Jose Museum of Quilts & Textiles, 520 S. First Street, San  
Jose.

**April 19 thru July 12** ..... Layered and Stitched  
San Jose Museum of Quilts & Textiles, 520 S. First Street, San  
Jose. Fifty years of innovative art.

**July 6–10** ..... Quilter's Affair  
Stitchin' Post, 311 W. Cascade Avenue, Sisters, Oregon. A  
week-long educational event. [www.quiltersaffair.com](http://www.quiltersaffair.com)

**July 11** ..... 45th Annual Sisters Outdoor Quilt Show  
Stitchin' Post, 311 W. Cascade Avenue, Sisters, Oregon.

**November 2–6** ..... Making Prints out of Solids  
Art Quilt Tahoe. Maria Shell's workshop.

~ Visit the ~ [San Jose Museum of Quilts & Textiles](http://San Jose Museum of Quilts & Textiles) ~

Additional events and activities of other local guilds can be  
found on the NCQC web page located at [www.ncqc.net](http://www.ncqc.net)

If you know of any upcoming events of interest to fellow guild members be sure that your **Events** items are published in the newsletter by sending them to [editor.quilterscables@gmail.com](mailto:editor.quilterscables@gmail.com) by the *first* Tuesday of the month for that month of publication. Please include all details of your event, full name of event and sponsor, times, location, and name and phone/email of contact. As far as we can tell, these listed events are taking place as indicated, but before you go, *double-check with venues to verify!*

## Report on November's New Member Social

submitted by Anna Chan

Every other year, the guild hosts a New Member Social for those who recently joined our guild. It's an opportunity for new members to meet one another and to have a bit more insight of the guild from our board members and committee chairs. We had twenty-seven attend our recent tea social of finger foods and crafty fun of making name tags. In attendance were eight new members who joined in 2019, three from 2018, and five from 2017. It was a fun gathering for all. Our thanks to Becky Simpson, Normandie Ross, and Valerie Lynne for hosting this social (and all those in past years).

## Quilting Angels

submitted by Jeanne Matysiak

I would like to express appreciation to the members of the San Francisco Quilters Guild who have assisted in making quilts for the Laguna Honda Hospital. With a longarm quilting machine, thread, batting, and bolts of fabric donated by



Linda Hannawalt, quilts have been delivered each year to this hospital for holiday distribution. A volunteer visiting residents who don't have family in the area said he appreciated being able to choose quilts to share. While one volunteer is not a guild member, I would like to recognize her. For the past decade Molly Wu has sewed at the Madonna Residence almost every Monday afternoon piecing quilt tops; this *incredible* volunteer celebrated her 100th birthday on January 10, 2020. Can you believe it? We have slowed down a tiny bit as my grandson Leo comes too and we have to play with him.

Nevertheless, we are slowly working through the supplies Linda placed in our quilting closet. Barbara Fumea is a quilting diva with precise sewing, making beautiful tops and bringing them for quilting each month. Angie Majcher has been coming faithfully each week quilting tops for the hospital. Trudy Hom-Gee has prepared miles of binding for our quilts (and we might need some more later this year). Judy Miyake along with helpers from the Pacifica Quilt Club has assisted with binding, a huge help in getting them finished. Apologies to anyone I have forgotten; you are appreciated too. Our own guild community-outreach **Angel** Adrienne Hickman inspires me with her dedication and commitment to giving. Visit her community-outreach table at our meetings, she has something for each of us to do.

## Rotary Cutter Accident—Two Damaged Fingers

submitted by John Maxwell

My hand-eye coordination is not what it was twenty-five years ago when I first started using a rotary cutter. November 15th I thought I was placing the blade of the rotary cutter against the side of the ruler, ready to cut along the edge, slicing the fabric at the desired point. Instead, the blade was resting *on top* of the ruler. When I pushed forward, the blade skid across the ruler and slammed into the index finger of my hand holding the ruler, cutting the finger to the bone. My reaction was quick but as I pulled my hand away, the blade continued forward, cutting across the surface of the finger nail and continuing on against the next finger where it cut all the way through the nail. Blood everywhere . . . I was home alone at the time. Luckily a friend answered my call for help and drove me to the emergency room. Eight stitches in the index finger, six in the next finger with three of these stitching across the two sides of the severed fingernail. There is a **safety protective glove** to prevent such accidents. Had I been wearing one, the glove would have stopped the blade and prevented the accident. I bought a pair on the internet for seven dollars. I don't know the brand name. These gloves are worn by professional butchers. You might see someone wearing them in your local butcher shop. **Be Safe**—and protect your hands.



## Postcards!!

submitted by JoAnn Vail



Hello postcard artists! Do you have lots of fun fabric scraps? (Of course you do!)

Fabric, decorative stitches, a creative mind, and some glue are all that is necessary to make San Francisco Quilters Guild postcards. Instructions and materials packets to make five postcards will be ready for the taking at the January 21st meeting. Popular themes that people like to purchase are pets, holidays, and birthdays. Beautiful, whimsical, or abstract ideas that can be sent for any occasion will always be treasured. Your participation is appreciated.

Postcards sell for \$4 each ~ 4 for \$15 ~ 6 for \$20. All proceeds benefit our guild.

## From the Membership Chair

submitted by Anna Chan, Membership Chair

Happy New Year and welcome back from your winter holiday break. We hope you are all well and eager to be inspired by our 2020 line-up of guest speakers.

The guild welcomes thirteen new members coming from as far away as Livermore, Albany, Menlo Park, and San Jose. We also extend a big welcome to Sonya Lee Barrington, a new affiliate. Thanks to all who renewed in time to be included into our Directory. We look forward to seeing all of you, when you are able to attend our monthly meetings.

As your membership chair, I would like to give special thanks to Cathy Miranker, Carolyn Startup, Dani Lawler, Ginger Ashworth, and Karen Reiter for endless hours of help during our renewal season and for production of our new comprehensive members-only print and online Directories. It took many of us to help members renew on time. We hope for more members to renew their membership (without excess reminders) *before* the next fiscal year begins on October 1st. The guild's renewal period has a tendency to linger beyond December—and that shouldn't happen. This lateness to renew hinders our ability to process the guild's annual Directory.

Another thought to share. When you pick up the 2020 Directory, take a look at the many committees listed in it. You may want to extend your appreciation to those who help manage guild activities throughout the year(s). If you can help in any small way, please offer your assistance whenever you can. A sense of being involved brings members closer together. So here's to new friendships and a creative year in 2020.

### Annual Membership Fees Update as of January 1, 2020

Full Membership \$45 ☞ Junior Membership \$25  
Affiliate Membership \$50 ☞ Newsletter only, subscriber \$20  
You can join or renew online at [www.sfquiltersguild.org](http://www.sfquiltersguild.org) or by turning in a filled-out membership form at our monthly meeting—check and/or cash accepted on guild nights. Or, mail your check (payable to SFQG) along with a completed membership form to:

San Francisco Quilters Guild, *attn:* Membership Liaison  
P.O. Box 27002  
San Francisco, CA 94127

All nonmembers are welcome to attend our monthly meetings. There is a \$5 guest fee/visit for nonmembers.

## New Round Robin Starts This Month

submitted by Mary Spadaro

Calling all Round Robin participants! The fun begins **now** . . . please bring your starter block (no larger than 16" square) to the January 21st guild meeting. If you can't be at the meeting but still want to participate, please have someone else bring your block.



If you haven't signed up for the Round Robin, there's still time to join the fun! Guidelines and schedule were distributed in November and December, but if you missed it and still want to participate, or if you have any questions, email me ASAP~[mary.spadaro@gmail.com](mailto:mary.spadaro@gmail.com), and I'll send details.

The Round Robin is a wonderful opportunity to learn or practice a new skill, or just enjoy the magic and surprise of seeing what you and your fellow quilters can create by building on each other's work. It's a relatively small commitment of time and fabric, and the results are fantastic! I learned so much last year, and definitely feel like the Round Robin helped me grow as a quilter. **All rounds will be completed by October 2020, so it's a ten-month commitment.**

← WIP shot of John Maxwell's Round Robin quilt

## Reuse of Resolutions

submitted by Christine M. Anderson

Last month I read an unusual statistic by author Dana Thomas that "we wear our clothes seven times on average before throwing them away . . . we're perpetuating this bulimia of buying, using, and throwing away." Wouldn't she be surprised how well we quilters reuse so many fabrics, as seen in our monthly *free table exchange* at our guild meetings? Another phrase emerged amusingly in July 2018 by quilter Lori Baker to expand our acknowledgment of a few too many projects underway: PIGS = Projects In Grocery Sacks.

January often comes with resolutions. Rather than make them, look at the calendar and apportion targets to utilize your own partly finished quilt blocks, sew up odd lengths of leftover binding, or wide-stitch waves of thread to patch together batting leftovers for protective absorbent pads under plant vases. Shoe bags for



travelers on your list? Cloth-covered clothes hangers? Here's pictured the steam iron caddy bag I sewed for Secret Pal Joyce Goode to carry to classes. Maybe you'll have a mystery gift to sew on the

occasion of Edgar Allan Poe's January 19, 1809 birthday, or by January 27 for Lewis Carroll's, well-known for "un-birthday" celebrations too.

There are three hundred and sixty-four days when you might get  
un-birthday presents, and only  
one for birthday presents, you know.  
~Lewis Carroll



## What Goes on at Those Board Meetings, Anyway?

submitted by Cathey Kennedy

Are you curious about what goes on in the guild board meetings? Please join us! The meetings are open to all! This month's board meeting will take place on January 28th, 6:30 P.M. ✂ at the Ortega branch library ✂ 3223 Ortega Street, San Francisco. ✂ Committee chairs, if not attending please submit email reports. Contact Cathey Kennedy (518) 281-0053 or [me@catheykennedy.com](mailto:me@catheykennedy.com) if you have any questions.






## Community Outreach

submitted by Adrienne Hickman

Quilts received at December 2019 guild meeting for Community Outreach:  
2 preemie quilts ✕ 5 baby quilts ✕ 1 lap quilt ✕ 10 pillowcases



**Community Outreach Sewing Circle.** The next Outreach Sewing Circle will be Friday, January 24, 2020 from 1–4 P.M. at my house, 665 Joost Avenue. Bring your favorite cutter and ruler. I have plenty of cutting mats. Help move outreach fabric along to needy participants. Contact me at [adrienne@sfquilter.net](mailto:adrienne@sfquilter.net) to join or drop in.

### Dimensions for Quilts

Preemie quilts: 24" x 24" to 30" x 30"  
Baby quilts: 36" x 36" to 36" x 45"  
Lap-size quilts: 45" x 60"  
Twin-size quilts: 60" x 80"



## The Embroiderers' Guild of America-SF

submitted by Christine Tanabe

We have a full schedule for the year, with diverse projects! January 13th begins a nine-month Group correspondence course in crewel embroidery. Named *Avondale*, we —> will review the project and begin stitching this Jacobean design. The next session will be held at our April 13th meeting. Meanwhile, in February and <— March, we will create *Circle Play Pincushions* using silk velvet. Let me know if you want to try your hand at making one of these! Unless otherwise noted, our meetings will be held at St. John's United Church of Christ, 501 Laguna Honda Blvd., San Francisco, from 7:30 to about 9:30 P.M. Questions? Contact Christine



Tanabe, (415) 215-9234, [ctanabe19@gmail.com](mailto:ctanabe19@gmail.com).

## — QUILT San Francisco 2021 Updates —

Save these dates!

19–20 March 2021

QUILT San Francisco 2021

We still have committee positions to fill . . . and, if you are 67 or under you are our Youth Members so we're relying on you to take on a role. Please contact Alex if you are interested at [lixieyarnover@gmail.com](mailto:lixieyarnover@gmail.com) and to find out more.

## Leap with Creativity at QuiltAway 2020

submitted by Jeanne Matysiak

Sign up right away to reserve your lodging and workshops! We have plenty of room for more quilters. So far, everyone is confirmed for their first choice of lodging and first choice of workshops.

We are now accepting reservations for members who want to come for a single-day workshop. One-day reservations are \$30 plus meal fee. A grand opportunity to participate if your time is limited. Please contact Jeanne at [matysiak@earthlink.net](mailto:matysiak@earthlink.net) or by phone at (415) 689-0667 for details.

Supply lists for workshops should be arriving to registered participants by email. Please shoot me an email if you don't receive these by the end of January. Let me know if you have any questions.

~Registration forms are offered on the website~

<https://www.sfquiltersguild.org/wp-content/uploads/2019/09/Revised-Registration-Form.pdf>

QuiltAway 2020  
save these dates  
June 24/25–June 28

# Colour of the Year

Apparently, our guild is trending! with its upcoming Indigo Shibori Workshop at the June 2020 QuiltAway! Proof that instructor Joy Lily is in sync with the ultimate fashion trend setters . . . Announcing their 2020 Colour of the Year, Pantone



has this to say: "Instilling calm, confidence, and connection, this enduring blue hue highlights our desire for a dependable and stable foundation on which to build as we cross the threshold into a new era. A timeless and enduring blue hue, PANTONE 19-4052 **Classic Blue** is elegant in its simplicity. Suggestive of the sky at dusk, the reassuring qualities of the thought-provoking **Classic Blue** highlight our desire for a dependable and stable foundation on which to build as we cross the threshold into a new era."



What other colours of the year are being promoted? Etsy's site announced **Chartreuse**: "This

statement-making shade is known for evoking feelings of growth and harmony. Plus? It's pretty darn rad!" And Robert Kauffman's Kona cotton has picked "a spellbinding green," **Enchanted**, a rich and elegant emerald. How many people will piece a quilt incorporating all three of these analogous colours?



## Block of the Month Begins Again



submitted by Julia McLeod

Happy New Year, quilting friends! Welcome back to Block of the Month! We'll spend another year making 12" blocks inspired by the work of each month's speaker.




<— Did you see my red-and-white quilt top that resulted from 2019's nine Blocks of the Month? I'm planning on doing another make-along this year too, making a second block each month in my own colours.

At our January 21st meeting we'll meet Maria Shell, a quilt-maker from Alaska. Maria makes stripes, squares, crosses, and more from solid colors. Our block is based on her quilt "Uptown Rail Fence." Follow this link to

Maria's website to find this piece on the "Portfolio" page in the "Color Grids" section. It's the 25th image on this page:

<https://mariashell.com/portfolio/gallery-one/>








Uptown Rail Fence 45H x 45W \$3,950

You will need solid and semi-plain cottons—no patterns, please. You can choose any colors you like but be sure to **include black and white**; this should unify the final quilt that our lucky winner will put together. You could imitate a section of "Uptown Rail Fence" exactly, or you can create your own stripey block. Maria's style is very organic, cutting without a ruler and enjoying all the happy accidents that occur when working this way. Take a look at the photos I took while making my block.

Your block should finish at 12½" or a little more. This is the block we will

**make** in January and **draw** in February. Bring yours to the February 18th meeting.

Contact me if you have any questions – and Happy Sewing! [julia.mcleod7@gmail.com](mailto:julia.mcleod7@gmail.com)





## Spotlight on Our Affiliates

~submitted by Ginger Ashworth

**Affiliates:** Places of business, community organizations, or individuals wishing to support the guild may join as affiliate members. If you are an affiliate, why don't you write a short description of what makes your business unique so we can share your up-to-date story with our guild membership? Send your story to the newsletter editor along with a couple of photos (jpg format); and as space permits we will run them all. Or, you could purchase advertising space to remind your fellow sewists of your special events, classes, or workshops. And guild members: please frequent our guild's affiliates!

✂ The **Dorcas Hand Quilters** have this to say: You have probably seen our hand-quilting demonstrations at our guild's biennial quilt shows and wondered what do those people do all day? We are a small group of dedicated craftspeople who work on two quilts at a time on full floor frames and keep the tradition of hand quilting alive in the San Francisco Bay Area. We work on tops that come from people who hear about us and wish to add that final handmade touch to their own creations or family heirlooms. The money we earn doing the quilting we love goes to charity. We meet in the Fireside Room at St. John's Presbyterian Church at 25 Lake Street on Wednesdays from 10 A.M. to 2 P.M. If you want to learn more about hand quilting or have a quilt top you may want to have hand quilted, give us a call or come by for a rollicking good time. If you have a top ready for hand quilting, contact Pattie Klimek (415) 681-9473, [patty9308@att.net](mailto:patty9308@att.net); or Cathey Kennedy (518) 281-0053, [me@catheykennedy.com](mailto:me@catheykennedy.com). ✂ And Catherine Sherman of **piecemovement** has created a lovely business card that will make any recipient smile!

*photo by Florence Nault, tea cup hand  
painted by Mildred Wilder. —>*

✂ **Bay Quilts** (5327 Jacuzzi Street 3-C, Richmond), a one-stop fabric shop, art gallery, and workshop loft, has posted a list of its 2020 events (dates will be added soon!):

**January** "The Cultural Influences in Wearables and Quilts" by Margaret Linderman

**February** "Line, Shape and Color" by Liz Berg

**March** "Improvisational Quilts" by Liza Dodd

**April** "A Million Little Pieces" by Jean Smith

**May** "Mandala Magic" by Mel Beach

**June** "Almost Famous" by Judi Bianchi

**July** "Matrix and Beyond" by Sandra Bruce

**August** "Heartful Threads" by Lin Schiffner

**September** "With Needle and Thread" by Carolyn Weil

**October** "Wool Gatherings" by Fern Royce

**November** "Embrace the Journey" by Pati Fried

**December** "Among Friends" by Grateful Threads Group.

✂ **Wee Scotty** invites everyone to drop by their brand-new storefront at 1900 Taraval Street in San Francisco.

✂ And, a warm welcome to **Sonya Lee Barrington**, who is now an affiliate member of our guild! Sonya is offering a two-day workshop—**3 R's Wool Crazy Quilt: Recycle, Reuse + Repurpose**—for \$95, on January 16th and 23rd at the Cotton Patch, 1025 Brown Avenue in Lafayette. Come and play with wool!



<[www.quiltusa.com](http://www.quiltusa.com)>; and another workshop on Saturday February 22nd at the Handcraft Studio School, 10368 San Pablo Avenue, El Cerrito (510) 332-6101 titled **The Denim Dopp Kit**: recycle, reuse, + repurpose those old denims.

[www.handcraftstudio school.com](http://www.handcraftstudio school.com)

Here's a little bit about her gleaned from her website: Sonya Lee Barrington, native of San Francisco, began sewing with her grandmother on a treadle machine when she was young. Grandma Mabel taught her both the basics of thrift with cloth and the love of working with needle and thread.

She has been fortunate to have been able to support herself and her family working in the field of the needle arts. First as a partner in a sandal shop in the Haight Ashbury (1966–1968); then as a partner in a craft co-op in the trendy shopping area of Sacramento Street (1968–1970), and lastly in a quilt shop in the Union Street area (1978–1980). She began using the medium of quilts as her means of expression in 1968 and was a faculty member in the Textile Arts Department of City College of San Francisco from 1975 to 1993.

A sought-after teacher and lecturer on her subject, her teaching has brought her to Australia and New Zealand as well as all parts of the United States.

A woman of many interests, from 1990 to 2000 Barrington produced a line of hand-dyed and textured fabrics that she used in her work and sold both wholesale and retail to quilters and shops.

The 21st century brought her to many craft shows exhibiting and selling works made using her own line of fabric. She also began her exploration and fascination with wool and the notion of material **Reimagined, Recycled, Reused, Repurposed and Zero Waste**. This took its form in the availability of unique fabric that is found in previously



worn garments. Men's cotton dress shirts became flouncy half-aprons, toddler's dresses, and rompers; denim jeans morphed into several styles and sizes of bags. Wool garments turned into many different varieties of bags, Christmas stockings, and one-of-a-kind quilts.

Currently Barrington sells her **Recycled, Reused, Repurposed and Zero Waste** products at small local craft shows, the Marin County Sunday Farmer's Market, and Grand Lake Oakland Saturday Farmer's Market. Go to her website for dates, and more information:

[www.sonyaleebarrington.com](http://www.sonyaleebarrington.com)

✂ **Stonemountain and Daughter** (2518 Shattuck Avenue, Berkeley) is packed to the gills with fabrics and notions and buttons! So many buttons! And currently has a most luscious temptation of silk velvets in stock. They have fresh fabric, patterns, and more, arriving every day. They believe that sewing is magic, and that magic is sparked by fabric! Inspirational for every fabriholic!!



## Newsletter Submissions

Email news, articles, and event notices by 5 P.M. of the **first Tuesday** of each month (except November). Pre-edit all submissions—plus the editor reserves the right to edit for clarity and brevity. **Ads:** We accept advertising relevant to our membership. Ads will be approximately  $\frac{1}{8}$  page. Prepayment rate is \$20/month for members; \$25 for nonmembers. Make check out to SFQG and mail to Ginger Ashworth, 875 42nd Avenue, San Francisco 94121. [editor.quilterscables@gmail.com](mailto:editor.quilterscables@gmail.com).

## 2020 Calendar for Newsletter Articles & Ads

pub month	article & ad deadline	guild meeting
January	01/07	01/21
February	02/04	02/18
March	03/03	03/17
April	04/07	04/21
May	05/05	05/19
June	06/02	06/16

pub month	article & ad deadline	guild meeting
July	07/07	07/21
August	08/04	08/18
September	09/01	09/15
October	10/06	10/20
November	10/27	11/10
December	n/a	12/08

## HAPPY NEW YEAR!

*new machines*

0% Financing January 15th-25th on machines \$5000 and up! Includes continued education with each purchase exclusively at Wee Scotty.



*weekly workshops*

We've added Adult Classes every Monday night and workshops that will vary from week to week. Please check our website for details and to register!



*open studio*

We are excited to announce that Open Studio Hours will begin in March! Check [www.weescotty.com](http://www.weescotty.com) for more info.





**weescotty.com • 415.221.9200**  
1900 Taraval Street, SF 94116

## Reset Password for the San Francisco Quilters Guild Website

If you forgot or want to reset your password for the guild website, click the SIGN IN button. Then, in the lower right corner of the pop-up window that opens, click the words LOST PASSWORD and follow the prompts.

The password should be at least ten characters and include a combination of lowercase and uppercase letters, at least one numeral, and at least one symbol.

## Book Review

In a Member Survey that was given to our guild membership in 2017 to help develop plans to guide the guild's development in the years ahead, one of the summarized requests was for the monthly newsletter to include a section of reviews of books. With that in mind, could *you* perhaps take a few minutes and jot down your thoughts about any book you think might be of interest to your fellow guild members? You don't need to write a monthly column; if just ten people did this, *Quilters Cables* would have an entire year's worth of book reviews! Thank you for your consideration.

### With Fabric & Thread

written by Joanna Figueroa of Fig Tree & Co.



*With Fabric & Thread* is a beautifully illustrated book with more than twenty inspired quilting and sewing patterns. What makes this book stand out is that it includes a bridge between these two crafts—of sewing and piecing—with clear, concise instructions that anyone could follow. Plus, the author, Joanna Figueroa, has been designing fabric collections for many years that all manage to warmly complement and play off each colour, so her sharing of her own story and the reasoning behind her consistent colour palette is fascinating, along with her encouragement for you to “make it yours” so that even though the projects are ubiquitous—pincushions, child's dress, quilts, aprons, slippers, tote bag, shoulder bag, lunch bag, pillow cover, table runner . . . and more—the projects in this book are still practical and charming. Joanna's approach differs from other quilters because she includes patterns that can be accomplished two different ways, one using sewing techniques and one using quilting techniques. The result is two unique looks from a single pattern.







## Please Patronize Our Affiliates, and inquire about various discounts for guild members!

Our affiliates are local companies that support our nonprofit organization; some ways they have helped us include:

- Donating products to our auctions
- Supplying fabric for our outreach projects
- Distributing information about our guild and events
- Supplying space for displaying our opportunity quilts.

Nonprofits cannot stand alone. Our affiliates have been a fabulous addition to our guild. We are delighted to share their locations and website links, plus we offer a special forum in our monthly newsletter, Spotlight on Our Affiliates, where affiliate members can keep us up-to-date with what's going on in their world. We strongly encourage members and visitors to support these businesses. To become an affiliate only costs \$50 for an entire year; if you are interested, please let us know.

### **Always Quilting**

Kit Morse & Julie McAuliffe  
4230 Olympic Avenue  
San Mateo, CA 94403  
650-458-8580  
[info@alwaysquiltingonline.com](mailto:info@alwaysquiltingonline.com)

### **Sonya Lee Barrington**

837 47th Avenue  
San Francisco 94121  
(415) 221-6510  
[sonya@sonyaleebarrington.com](mailto:sonya@sonyaleebarrington.com)

### **Bay Quilts,** Sally Davey

5327 Jacuzzi, #3-C; Richmond  
(510) 558-0218  
[sfbayquilts@gmail.com](mailto:sfbayquilts@gmail.com)  
[www.sfbayquilts.com](http://www.sfbayquilts.com)

### **Joe Cunningham, Quilter**

1587 Sanchez Street; SF 94131  
(415) 939-2602  
[Joe@joethequilter.com](mailto:Joe@joethequilter.com)

### **Dorcas Hand Quilters, Abigail**

25 Lake Street; SF 94118  
(415) 826-0870  
[abigaildwj@gmail.com](mailto:abigaildwj@gmail.com)

### **Grandma Dot,** Dottie McHugh

368 Pacheco, St. SF 94116  
(415) 696-8506  
[dottiemchugh1@gmail.com](mailto:dottiemchugh1@gmail.com)

### **Hello Stitch Studio**

Stacey Sharman  
1708 University Ave.; Berkeley  
(510) 982-6549  
[hello@hellostitchstudio.com](mailto:hello@hellostitchstudio.com)

### **New Pieces Quilt Store, Sharona Fischrup**

766 Gilman Street; Berkeley  
(510) 527-6779  
[newpiecesquilts@gmail.com](mailto:newpiecesquilts@gmail.com)

### **Piecemovement, Cloudy Cate Quilts,** Catherine

Sherman  
P.O. Box 460413; SF 94146  
(415) 513-9555  
[info@piecemovement.com](mailto:info@piecemovement.com)

### **Serge A Lot,** Sherri Stratton

1949 Ocean Avenue; SF 94127  
(415) 715-8405  
[sergealot@gmail.com](mailto:sergealot@gmail.com)

### **Stonemountain & Daughter**

2518 Shattuck Avenue;  
Berkeley 94704  
(510) 845-6106  
[info@stonemountainfabric.com](mailto:info@stonemountainfabric.com)  
[www.stonemountainfabric.com](http://www.stonemountainfabric.com)

### **Summit Quilting,** Diane

Torres  
2580 Summit Drive;  
Burlingame 94010  
(650) 344-7481  
[summitquilting@gmail.com](mailto:summitquilting@gmail.com)

### **Twice Nice Sewing Machine Restorations**

5127 Sundance Court;  
Antioch 94531  
(925) 628-5039  
[twiceniceshop@gmail.com](mailto:twiceniceshop@gmail.com)  
[www.twiceniceshoppe.com](http://www.twiceniceshoppe.com)

### **Wee Scotty,** Lynne

Gallagher  
1900 Taraval Street; SF 94116  
(415) 221-9200  
[weescottycontact@gmail.com](mailto:weescottycontact@gmail.com)  
[www.weescotty.com](http://www.weescotty.com)

Membership in the San Francisco Quilters Guild is open to anyone interested in piecing and quilting, and entitles members to free admission to monthly meetings, subscription to the monthly newsletter *Quilters Cables*, a monthly Show & Tell, and to be able to participate in the alternating biennial retreats QuiltAway and quilt shows. Members and affiliates of this guild may go online to renew—and newcomers are welcome to join—their annual membership for the fiscal year that runs October 1 through September 30. The Join/Renew link: <https://www.sfquiltersguild.org/join/how-to-renew/>.

To pay by cash or check for membership and renewals; return this application.  
Contact **Anna** at [jjkc@pacbell.net](mailto:jjkc@pacbell.net) for any general-membership questions.



## Membership Renewal by Cash or Check

- ☐ Returning Member  
☐ New Member  
☐ Affiliate  
☐ Newsletter Only

Today's Date: \_\_\_\_/\_\_\_\_/\_\_\_\_

Year Joined: \_\_\_\_

First Name: \_\_\_\_\_ Last Name: \_\_\_\_\_

Address: \_\_\_\_\_ City: \_\_\_\_\_ State, Zip: \_\_\_\_\_

Email: \_\_\_\_\_ Web/Blog Address: \_\_\_\_\_ Phone: \_\_\_\_\_

Do you want to receive the newsletter by (check one): ☐ paper ☐ email

Please circle information that you **do not** want to appear in the directory: address phone email web/blog

Amount: \_\_\_\_\_ ☐ Cash ☐ Check

**Returning Member:** How do you usually log in?

email or user name: \_\_\_\_\_ password (if you know it): \_\_\_\_\_

You can mail your check (payable to SFQG) along with this completed membership form to:

San Francisco Quilters Guild, *attn:* Membership Liaison

P.O. Box 27002

San Francisco, CA 94127

☐ Membership \$45

☐ Junior membership \$25

☐ Affiliate \$50; ☐ Newsletter subscriber \$20



**San Francisco Quilters Guild**

Post Office Box 27002

San Francisco, CA 94127

RETURN SERVICE REQUESTED