



San Francisco Quilters Guild - January 2012

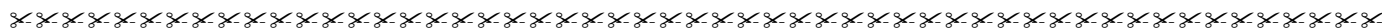
Website: www.sfquiltersguild.org Guild Contact: sfqq.info@gmail.com

PRESIDENT'S MESSAGE

Coming back from travels, I find my world expanded by the experience, both culturally and with the ideas it generates. I've just returned from China where my Mandarin speaking daughter showed our family around the China she has known for the past 16 months. How different to travel with someone who speaks the language and loves to barter for anything we needed to buy. As a quilter I found myself attracted to the various patterns I saw in China. The sidewalks were not concrete slabs like we see here, but brick or concrete tiles, laid in patterns. The lattices over the windows followed distinctive patterns that I don't see here, and gave me ideas for how to lay out a Korean based quilt I'm sewing for the Claire Lilienthal classroom quilts this year. I bought about five meters of traditional silk in the Muslim market in Xi'an where we also visited the Terra Cotta Warriors. My mind is turning on how to use one of the patterns of China to turn the silk I bought into a quilt. I trust that you too, as a quilter, see the world in the patterns that surround us as we move through our days and our travels.

Back to the SF Quilters Guild, there is a pattern that the same people volunteer over and over, and we come to depend on them to do all the work. But we need some of everyone's time and talents to make us a successful guild. If you haven't volunteered for the Guild in a while, perhaps it is time for you to step forward. We have an opportunity for you to manage the monthly Sewcials at the Police Academy. This involves contracting with the teachers, contacting the Police Academy to coordinate the dates, managing the classes at the guild - showing samples, taking names and collecting class fees, and showing up early on the Sewcial date to setup the classroom, and staying late to put it back. If you are someone who has come to many of the Sewcials and finds them interesting, this is the volunteer job for you, and your team of helpers. Please email me with your interest in this job. Happy New Year to all of you. I am looking forward to Quiltaway. It's time to start looking at my class list and figuring out what supplies I need to bring. See you all at the January meeting.

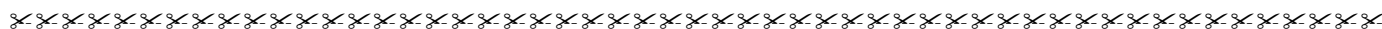
Carol Munch
SFQG President 2011-2012



January 17 Meeting - Marion Coleman

East Bay fabric artist Marion Coleman brings her quilter's perspective on the world around her to our first meeting of 2012. Her earlier career in youth and family services inform her pieces which, as written on her website, "explore memory, social change and community." Her topic, "What a Story", will be augmented by a display of her quilts.

Recipient of numerous residencies, grants and awards, Ms. Coleman's quilts have been exhibited around the world, and hang in several private collections. Additionally, her work has been featured in such diverse publications as "Crafted Lives", "Quilts Inspired by President Obama", and "Journey of Hope". For 'eye candy', visit her website, marioncoleman.com.



NEWSLETTER SUBMISSIONS

Please email news and event notices to Judy Woodfill. Call (415) 929-8283 if you have any questions. All submissions must be pre-edited. The deadline is the 1st Tuesday of each month. We accept advertising relevant to our membership. Ads will be approximately 1/8 page. Rate is \$20/month for SFQG members, \$25/month for non-members. A three month run is encouraged. Email information to quilterscables@gmail.com or jwoodfill@quiltwombat.com and send check to SFQG, P.O. Box 27002, SF, 94127.

February 18-19, 2012

STARS AMONG US 2012 QUILT SHOW

Turlock Quilt Guild; Stanislaus County Fairgrounds, 900 N. Broadway, Turlock, 95380. Saturday 10-5pm, Sunday 10-4pm. Adults \$7.00, under 12 free. Quilts and wall hangings, vendors, demonstrations, gift basket raffle, refreshments, door prizes, Opportunity Quilt tickets. Info email to: thsteach@aol.com

March 3-4, 2012

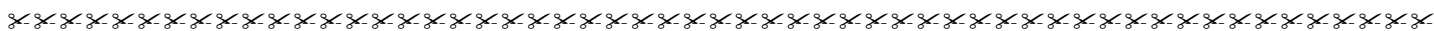
SPRING FEVER QUILT SHOW 2012

Grapevine Quilters of Mendocino County. Ukiah Valley Conference Center, 200 S. School Street, Ukiah, 95482. Saturday 10-5pm, Sunday 10-4pm. Entry \$5.00. Guest Sue Nichols teaches beginning and advanced machine quilting classes. Demos, vendors, door prizes, Spring Basket Challenge contest, viewers choice award, silent auction and basket raffle. Anne Holden paulanneholden@gmail.com

March 16-18, 2012

QUILTING GREEN

Glendale Quilt Guild, Marriott Burbank Airport, 2500 Hollywood Way, Burbank, CA 91503. Professional judged or not. Deadline is 2:00pm January 6, 2012. Accept from all quilters; forms at: newsletter-editor@mqsc.org or at www.glensalequiltguild.org/ Friday-Saturday 10am-5pm; Sunday 10am- 4pm. Admission adults \$9.00/\$15.00 for 3 days; kids under 12 FREE, Husbands FREE on Sunday. Opportunity Quilt made of all recycled materials; Awards Celebration, Saturday Night Sampler, Workshops with 6 instructors. Email info@glendalequiltguild.org



THE SEWCIAL SCENE

Now - February 2, January 21, 2012 - 10 am - 4 pm

Open Studio

Work on the project of your choice. Dust off a UFO and dig in. Pernille Gutschick will be there to assist you if needed. Snacks will be provided. Fee: \$10

Saturday, January 21, 2012 - 10 am - 4 pm

Open Studio

Work on the project of your choice. Dust off a UFO and dig in. Pernille Gutschick will be there to assist you if needed. Snacks will be provided. Fee: \$10

Saturday, February 18, 2012 - 10 am - 4 pm

Origami Stars with Merrilyn Scott

Merrilyn demonstrated her great technique at the Quilt Show last year. She will guide us through the process and you will have the skills to create your own patriotic quilt. Fee: \$25

Sunday, March 25, 2012 - 10 am - 4 pm

Community Outreach

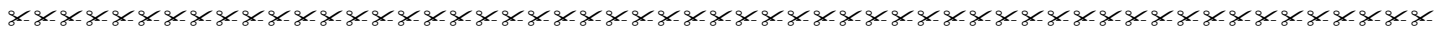
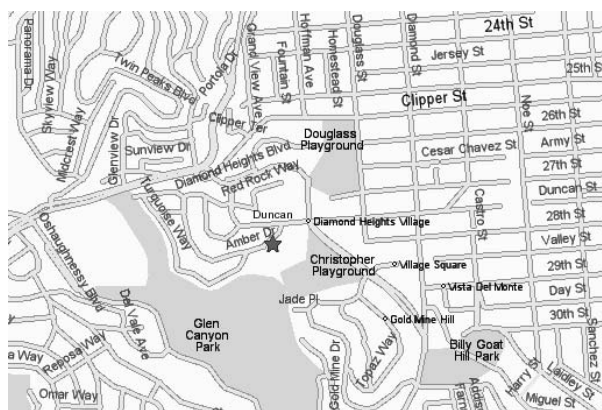
Come join us in the fun of making quilts for the community and get to know and enjoy other guild members. Lunch will be provided.

Please pay when you sign up in advance for Sewcials, or contact Pernille Gutschick (650) 572-2808. A supply list will be provided when you sign up. Arrive about 15 minutes before the start of the workshop (9:45 am) to set up and get directions so that we can begin on time. Please remember that there are no refunds for cancellations. For the comfort of all, please attend Sewcials "fragrance-free." All sewcials are held at the San Francisco Police Academy. Map follows.

Directions to the Police Academy:

SF Police Academy
350 Amber Drive (near
Duncan) near Diamond Heights
Safeway

Take SF Muni bus #52 or drive
your car, parking is free.



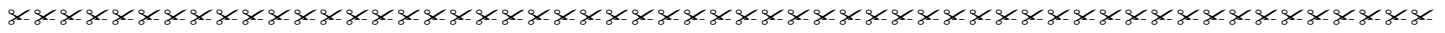
HISTORY SECTION - OUR 30TH ANNIVERSARY DINNER PHOTOS

Submitted by Jeanie Low

Photos speak louder than words, and we closed the year with a joyous celebration with our 30th anniversary dinner! Thanks to all who helped make it an elegant, delicious, and fun event. Enjoy photos from our 30th anniversary dinner on my Shutterfly account. Nancy Clock, Karren Elsbernd and I took them. You won't need to

register, just cut and paste and click on the following Shutterfly link. On the first screen, click on View album. On the next screen, click on Play slideshow.

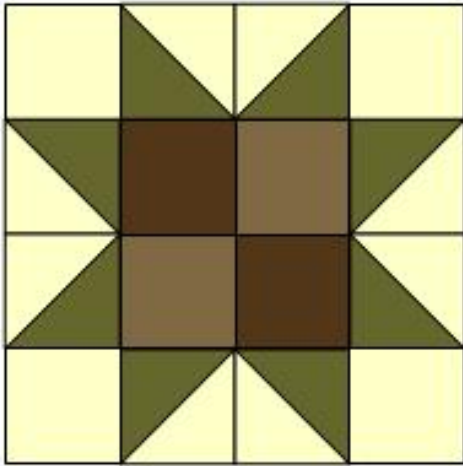
<http://share.shutterfly.com/action/welcome?sid=1KZN2jhkyZKQ>



BLOCK OF THE MONTH

Will be drawn at FEBRUARY 2012 meeting
FOUR PATCH IN STAR - makes one 12" finished block

Submitted by Maren Larsen



Use 30's reproduction fabrics or small calico prints. Tone on tone light background.

Squares are cut 3 1/2" and finished 3".

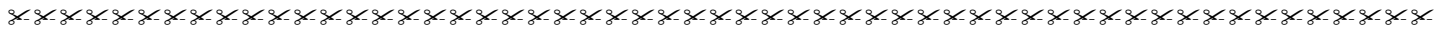
Cut 4 background squares, 2 dark and 2 medium.

Triangles - use your favorite method to finish at a 3" square size.

8 medium to dark triangles and 8 background triangles.

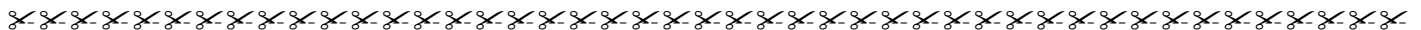
For each block you make, your name will be entered into a drawing to win all blocks submitted that month. Drawing for "Four Patch in Star" will be at the February meeting.

Questions? Email Maren Larsen at Maren56@aol.com or call (415) 664-4236 evenings or weekends.



SFQG MEETING INFORMATION

- Meetings are held the third Tuesday of each month (except November and December which are held on the second Tuesday) at 7:15 pm at the Chinese 7th Day Adventist Church, 7777 Geary Boulevard (Entrance on 42nd Avenue) in San Francisco.
- Guests pay \$5 admission, and all are welcome.
- Remember to bring: Library Books; Name Tag; Sew and Tell; Secret Pal Gift; Friendship Blocks, Block of the Month; coffee/tea cup.
- Board meetings are usually held the 4th Tuesday of each month at 7:00 pm at 155 De Soto Street, San Francisco.
- Saturday/Sunday Sewcials are generally held the Saturday or Sunday following the Guild meeting, from 10 am to 4 pm at the SF Police Academy, 350 Amber Drive, near Diamond Heights Safeway. Call Pernille Gutschick at (650) 572-2808 for more information.

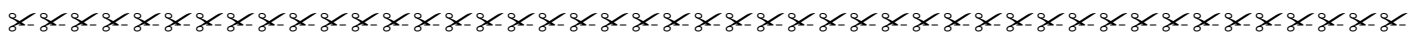


EMBROIDERERS' GUILD OF AMERICA

Submitted by Christine Anderson

OFF WITH HER HEAD. Attend the 10AM February 21 *Tudor Rose* program (same month as Mary Queen of Scots beheaded) to learn the *Detached Buttonhole Stitch* which can add surface texture in place of appliqués for any design. For a thumb-sized rose bring 3 shades of the color silk or cotton floss you would like to make in this 2 hour class and some background fabric* to Lincoln Park Presbyterian Church, 31st Ave. and Clement, San Francisco where Embroiderers' Guild of America meet to stitch. You can work stitches "in hand" though most discover best tension (less fabric puckering) achieved with use of small wooden or plastic hoop.

*If it is 7.5" by 6", you can later construct a tissue cover; smaller, you can be shown how to make a luggage tag. Details: SFQG/EGA member Christine Anderson, 3327 Scott St., SF 94123-2013; sf_ega@earthlink.net



WEBSITE: www.sfquiltersguild.org

Submitted by Barbara Strick

Committee Chairs, please be sure to keep the website current by sending information to barbstrick@gmail.com. Be sure to check our website for current information on meetings, speakers, and general announcements.

Also, these downloads are available:

KALEIDOSCOPE QUILTS - THE WORKBOOK by Paula Nadelstern. Yearning to replicate her stunning quilts—here's how.

MATERIAL OBSESSION, MODERN QUILTS WITH A TRADITIONAL TWIST by Kathy Doughty et al. The book title and the name of their store reflect the passion for fabric of these 2 Australian quilters. Their initial advice “Start with one fabric that makes you sing.” Here are inventive variations on classic blocks with that reliable Australian zing.

MORE 90-MINUTE QUILTS by Meryl Ann Butler. Fast, fun, fabulous gift, cuddle, and community outreach quilts.

MY WHIMSICAL QUILT GARDEN by Becky Goldsmith. For those quilters wanting distinctive Piece-o-Cake appliqué style.

MODERN LOG CABIN QUILTING by Susan Beal. A variety of household projects and quilts using new contemporary color schemes and variations on this block.

ORGANIZING SOLUTIONS FOR EVERY QUILTER by Carolyn Woods. New and recycled methods to organize your fabric stash, equipment, projects, books, magazines, and sewing space. We have added 2 other titles to the collection on this topic.

PAT SLOAN'S WHAT A NOVEL IDEA by Pat Sloan. Big prints and novelty fabrics are the focus.

PICTURE THIS, APPLIQUE QUILTS FROM PHOTO TO FABRIC by Marcia Stein. Thorough instructions that include choice of cameras, photo techniques, drawing from the photo, photo editing and altering and all methods of appliqué allow you to learn the techniques of one of the featured quilters in our last show. Remember the blue pickup truck quilt.

PIONEERING QUILT ARTISTS 1960-1980, A NEW DIRECTION IN AMERICAN ART by Sandra Sider. A well-researched, well-illustrated history of this little-known period of art quilting. Among the social and political events of the 60's and 70's that influenced quilting were feminism, exposure to foreign cultures due to Peace Corps and cheap travel, the Back-to-the-land-movement, the make your own everything mindset and the Bicentennial. Luckily enough color photos exist of this early work of such subsequent luminaries as Carol Bryer Fallert, Jean Ray Laury, Nancy Crow and Judy Chicago to add to enjoyment of their early efforts. Of related interest is the recent article in *Uncoverings* 2010 re Bay Area quilt pioneers.

QUICK QUILTS FOR KIDS by Elizabeth Keevill. Includes projects for pillows, soft toys, baby bag and laundry bag.

QUILT BLOCKS ON AMERICAN BARNS by Eleanor Burns. Barns decorated with quilt blocks in the time-honored tradition of hex signs on barns are the jumping off point for doing a barn-themed quilt full of traditional blocks.

QUILT NATIONAL 2011. Also known as the Dairy Barn Show (venue is a former dairy barn) is in its 30th year. It is a juried exhibition with entrants from 46 states and 22 foreign countries with an emphasis on “contemporary expression.”

QUILT THE BELOVED COUNTRY by Jenny Williamson and Pat Parker. These boldly colorful appliqué quilts are not made by native Africans but instead are inspired by African people and their culture.

QUILT VISIONS 2011. This catalog of the bi-annual show in San Diego is a must see for art quilts. The judging process for inclusion is very interesting. Reflection of the broader contemporary art scene is of primary importance.

QUILTERS' ACADEMY VOL. 1 FRESHMAN YEAR by Harriet Hargrave and Carrie Hargrave. Here is a very thorough primer for the beginning quilter. Includes sewing area, equipment, fabric preparation, cutting, ironing, squaring up, binding, etc.

QUILTERS COLOR CLUB by Christine Barnes. If you want to break out of your current color preferences, this book offers rich new color schemes.

QUILTMAKER'S COLOR WORKSHOP by Weeks Ringle and Bill Kerr. This book is by the husband/wife art school-educated quilt design team who own the business “Funquilts”. This book intends to broaden your color palate by showing patchwork blocks in a variety of color options. See also their book “Quilts Made Modern.”

QUILTS, A LIVING TRADITION by Robert Shaw. OVERSIZE. Lavishly illustrated history by the former longtime curator of the Shelburne Museum, the premier collection of American traditional crafts.

QUILTS FOR FABRIC LOVERS by Alex Anderson. Color scheme variations on patchwork blocks.

QUILTS FOR GUYS by Cyndy Lyle Rymer. Great variety to the 15 projects offered here.

QUILTS MADE MODERN by Weeks Ringle and Bill Kerr. Whether you know it or not there is a quilt movement afoot that wants “modern” quilts – bold, geometric and quick. The authors are both art school grads and owners of “Funquilts” and they are at the forefront of this current trend.

RULE-BREAKING QUILTS by Kathryn Schmidt. Think Gee's Bend or liberated quilting. Here's another title in current trend to create dazzling, freeform, quick-pieced quilts in eye-popping colors.

QUILT SHOW of the SFQG. VHS: 1990, 1996, 2003, 2005. DVD: 2011

SCRAP BASKET SENSATIONS, MORE GREAT QUILTS FROM 2½” STRIPS by Kim Brackett. How to use those pre-cut rolls and Bali-Pops stash fabrics.

SEASONS AND REASONS TO CELEBRATE by Tracy MacKay. Appliqué for seasonal and holiday quilts. Templates included.

SECRETS OF DIGITAL QUILTING - FROM CAMERA TO QUILT by Lura Schwartz Smith and Kerby C. Smith. This title is by recent speakers at our Guild who showed us some dazzling quilts inspired by the nature surrounding their Sierra foothills homes. The quilts often have a skewed look in order to create an abstract collage effect.

SUPER STRATA QUILTS, CELEBRATING THE COLORS OF BALI by Pamela Mostek. For all you batik lovers.

ULTIMATE APPLIQUE GUIDEBOOK by Annie Smith. 150 patterns, hand and machine techniques, history and step-by-step illustrated instruction.

UNCOVERINGS 2010, 2011. Collection of articles from annual symposium held by American Quilt Study Group.

A YEAR IN THE LIFE OF SUNBONNET SUE by Christine Porter and Darra Williamson. 12 small quilts for each month of the year.

MEMBERSHIP APPLICATION

Membership Categories:

- Individual \$35.00
- Senior (62 & older) \$25.00
- Junior (up to age 18) \$25.00
- Student (w/ valid ID) \$25.00
- Newsletter only \$10.00
- Affiliate \$50.00
- Donation \$_____

Cash _____ Check # _____

May we include you in our Guild Directory, published in January?

Please check only one: Yes No

Name and phone number only
(Directory is for Guild use only)

Renewal _____ New Member _____

Name _____

Address _____

City _____

State and Zip _____

Phone _____

Email _____

Please check one:

I prefer to receive my newsletter by

email _____ or snail mail _____



SFQG, P.O.Box 27002
San Francisco, CA 94127