



San Francisco Quilters Guild – February 2011

PRESIDENT'S MESSAGE

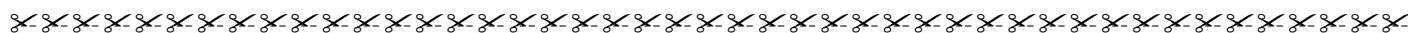
February comes in following three weeks of sunshine in January and warmer weather. What could be better? I'm feeling all sunshiny and very grateful to all the volunteers who have stepped forward to help the guild. Thank you to Maren Larsen for taking on the Block of the Month and Susan Schwarting for organizing Sewing Circles for the Guild. We couldn't operate without the efforts of our many volunteers. We're looking for a volunteer to snap photos of our Show & Tell quilts. We'd also like you to photograph some of our Sewcials and load these photos on our new website as well. Please come forward if you are interested. Speaking of effort, thank you to all the many volunteers who are working to make our quilt show a success. From ribbon beaders to vendor organizers to judging personnel, to set-up and takedown volunteers and so much more, you are our heroes, and especially Dorte Brandenhoff and Linda Breitbarth who have worked non-stop to make sure the show goes smoothly. Our hats are off to you. I look forward to seeing everyone's quilts, and especially the challenge quilts. You are such a creative group with a variety of skills and interests and you inspire me with all of your

quilts. I know I will get creative ideas to design more of my own quilts. It's not too late to buy advance tickets to the show for all your non-quilting friends to show them what you do. And thank you to Bruce Bennett who has been our Web Master since its inception. Your service, Bruce has been invaluable and we appreciate your expertise and the time you have given to create the website and keep it up to date.

The new website construction continues. Barbara Strick was hoping to have it live in February, but it's worth the wait. We're building in lots of features so you can search the books in our library, sign up for one of our Sewcials, easily see what is coming next, and so much more. Thank you to Barbara for spearheading this project.

And the year has just started. We have so much more to look forward to, including all the great speakers Merrilyn Scott is lining up for us. I will see you all at the Symphony of Color and next month we can put our feet up and take a rest after a job well done!

Carol Munch
SFQG President



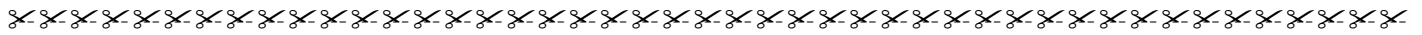
February 15 Meeting – Yvonne Porcella: The Unstructured Quilt

SFQG is delighted to welcome back Yvonne Porcella. Yvonne will guide us through "The Unstructured Quilt." An artist specializing in wearables and art quilts, she began in 1962 by making unique garments, wall hangings and quilts. Her work has toured in national and international shows of contemporary American quilt makers and is actively collected by individuals and corporations. Her work is a vibrant expression of an artist who knows how to handle color with an apparently endless palette. She hand paints fabrics to achieve a soft pastel watercolor effect and uses a variety of these fabrics to create her art. In addition to these subtle pieces, Porcella produces work that is bold and vibrant, using pure color in contrasting and synchronous relationships to convey a cumulative dynamic effect.

March 15 Meeting - Joe Wood: The Artist Outran the Banker!

We are delighted to welcome Joe Wood, quilt designer and co-owner of Thimble Creek, to the SFQG podium on March 15. In 2000, Joe made a millennium change, leaving a 31-year career at Wells Fargo to follow his heart back into art. But this time, he sought to express himself not through commercial art, but through fabrics, specifically quilts. He has been a guest designer for Moda, and publishes his own pattern line.

Joe's quilts are intricate - traditional, yet always a visual feast for the eye. His love of detail is rivaled in my mind only by his enthusiasm. We'll come away inspired by his remarks and his trunk show.



THE SEWCIAL SCENE

February Sewcial

"Diamond Stars" with Pernille Gutschick has been cancelled due to low enrollment and will be rescheduled. Please note there is a minimum of 8 people needed to sign up for a workshop to take place, so if you are interested in a workshop, be sure to sign up as early as you can.

Sunday, March 20, 2011 - 10 am - 4 pm

"Un-Rule-y© Critters" with Janet Mednick

Get ready to break some rules, play with fabrics, and stretch your imagination. Janet will guide you through a variety of improvisational piecing techniques, creating small pictorial blocks of fun animals, houses, trees, etc, all cut without measuring or use of a ruler. Freeform sashing will join these blocks together. There is no right or wrong way to do things, and no agonizing allowed! All levels. \$25.

Sunday, April 17, 2011 - 10 am - 4 pm

Community Outreach

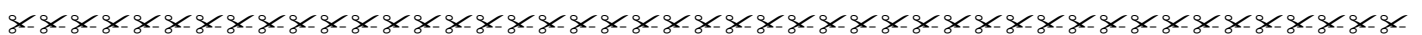
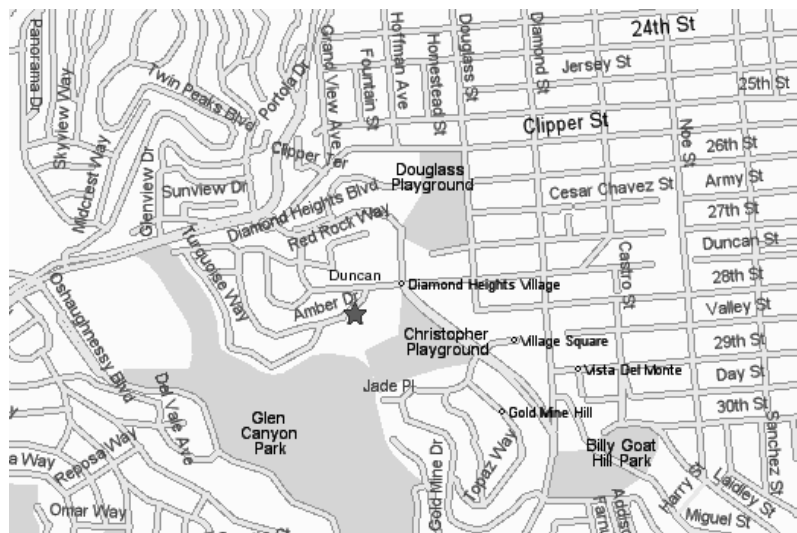
The Community Outreach Committee wants you to help make and/or complete quilts for the many charities the guild supports. We always have a great time sewing, talking, and enjoying each other's company while a surprising number of quilts and tops get completed. All materials will be provided. Please bring your basic sewing supplies and sewing machine. So, mark your calendars and come join us! Lunch will be provided so sign up early. No fee.

Please pay when you sign up in advance for Sewcials, or contact Tish Chung. A supply list will be provided when you sign up. Arrive about 15 minutes before the start of the workshop (9:45 am) to set up and get directions so that we can begin on time. Please remember that there are no refunds for cancellations. For the comfort of all, please attend Sewcials "fragrance-free."

Directions to the Police Academy:

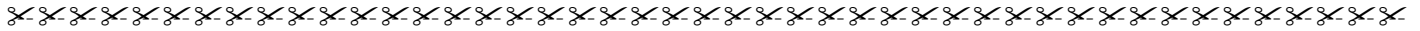
SF Police Academy
350 Amber Drive (near
Duncan) near Diamond Heights
Safeway

Take SF Muni bus #52 or drive
your car, parking is free.



PHOTOGRAPHER NEEDED

Do you enjoy Show & Tell at our meetings? Would you enjoy viewing those quilts on our new website? Do you have and use a digital camera? If yes, then please consider becoming the photographer at Show & Tell. In order to get better photos, we will be asking for a second set of volunteers to help move each quilt farther off-stage for a better and easier photo-op. Please contact Carol Munch at meeting or email her at carol@edniehaus.com.



LIBRARY NEWS - NEW BOOKS - JANUARY 2011

FOCUS ON FEATURES by Charlotte Warr Andersen. Learn intricate and subtle use of needle-turn appliqué to create facial portraits.

MEN AND THE ART OF QUILTING by Joe Cunningham. What an eye opener! A survey of 30 male quilters reveals great variety in their personal backgrounds, reasons for becoming a quilter, choice of this medium, quilting styles and techniques. Some of these men are well known, e.g. Ricky Tims, Michael James; and our own former SFQG member, Jonathan Shannon, but there are also many new faces. Loaded with color photos and several patterns. Thank you Joe for putting it all together.

STITCHED FROM THE SOUL, slave quilts from the Ante-Bellum South by Gladys-Marie Fry. If you have any interest in quilt history, slavery and/or African-American culture this is a must read. There are countless details in the sewing activities of slaves (delightful stories of quilting parties) - not an easy task for Dr. Fry since these girls and women were mostly absent from accounts of plantation life and often their work was attributed to their owners. Many years of research included excerpts from rare surviving biographies, interviews with family members in 15 states, and visits to museum collections. The oral histories of former slaves done by the WPA Federal Writers Project during the Great Depression proved invaluable. Many illustrations of quilts, coverlets and slave life. The author has filled an important gap in quilt history.

FLOWERING FAVORITES FROM PIECE O' CAKE DESIGN by Becky Goldsmith and Linda Jenkins. Step-by-step instructions for both needle-turned and fusible appliqué.

STITCHING MEMORIES, African-American story quilts by Eva-Ungar Grudin. Exhibit catalogue from 1989 at Williams College, Williamstown MA from which Gaius Charles Bolin was the first African American college graduate in 1889 and is figured prominently in Faith Ringold's quilt honoring the 100th anniversary picnic of that event. Several of these quilts trace back to African tribal origins.

JAPANESE QUILTS. This c.1988 title fills us on that earlier period of renewed interest by the Japanese for quilting due to an exhibit of antique American quilts. I found the chapter on general history of quilts worldwide fascinating because of the photos of the earliest known examples of quilting from Southwest Russia and Tibet among others.

QUILTS FROM EUROPE by G. Laporte. France, Germany, Switzerland, the UK, Netherlands and Scandinavia are represented here in mostly non-traditional styles.

SKYDYES, A VISUAL GUIDE TO FABRIC PAINTING by Mickey Lawler. Art quilters will find inspiration in this book that is a beginners' guide to fabric painting (NOT dyeing).

LIBERATED QUILTMaking II (2nd edition) by Gwen Marston. Attracted to antique "free spirited" quilts, the author started experimenting with "free form composition". This is her 2nd book on her pattern free and improvisational method. A good start to thinking outside the box.

SNOWFLAKES AND QUILTS by Paula Nadelstern. These unique quilts are due to the use of patterned fabric and a thorough grasp of geometry.

AMERICAN QUILTS AND COVERLETS IN THE METROPOLITAN MUSEUM OF ART by Amelia Peck. The first ever catalogue of the complete collection of quilts, coverlets and bed rugs that were mostly bequeathed to this pre-eminent museum. Some 70 are singled out with colored plates and full descriptions. I find it sad and worth remarking that the majority of items give the provenance as "maker unknown". Let that be a reminder to document all details of your own quilts.

QUILT DESIGN WIZARD. This CD lets you choose any size block from 200 patterns. Provides yardage estimates and assembly instructions. According to the "welcome" sheet, you'll need a computer with a CD Rom drive, Windows 98/2000 64 MB of RAM Internet Explorer 5.01 or higher, Windows Media Player, Adobe Acrobat Reader. It is necessary to run in 12 bit color mode or higher and at 800 x 600 resolution or higher.

QUILTING DESIGNS. CD ROM format. Over 650 designs to choose from. Shows how to use your printouts for tracing, pouncing and other methods. EQ6 compatible.

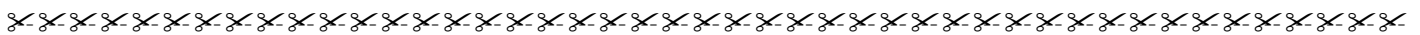
QUILT TREASURES OF GREAT BRITAIN. Beginning in 1990 the British Quilt Heritage Project commenced and, like 30+ American states, documented and photographed privately owned quilts. They also included costume and small items such as tea cozies. England, Scotland, Wales and the Isle of Man ultimately yielded over 4,000 items, so many that project workers would sometimes call a husband and tell him to fix his own lunch. We share the most quilt history with Great Britain. Several designs originated there and many patterns were known to cross the Atlantic in both directions.

FUSE AND TELL JOURNAL QUILTS by Laura Wasilowski. Remember the very funny, witty singing Laura from the Chicago School of Fusing?? Here's her latest book to demonstrate her fast and fun technique to create a collage or quilt from an inspirational sight, nature, emotion, special event, or self-portrait.

FANTASTIC FABRIC FOLDING by Rebecca Wat. Although employing mostly origami method, there are some other challenging techniques for folded flowers in this book.

STITCH 'N FLIP QUILTS by Valori Wells. Using nature as inspiration, this quilter takes basic foundation piecing and creates several free form art quilts.

Remember that any book or CD checked out at the moment can be reserved for you; just ask our library staff.



BLOCK OF THE MONTH

Will be drawn at MARCH 2011 meeting

MARTHA WASHINGTON STAR - makes ONE 12" finished block

NOTE: Measure twice, cut once, and maintain a straight 1/4" seam allowance.

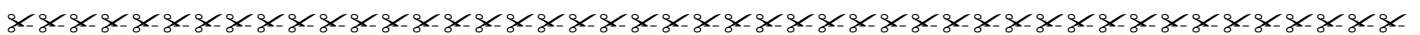
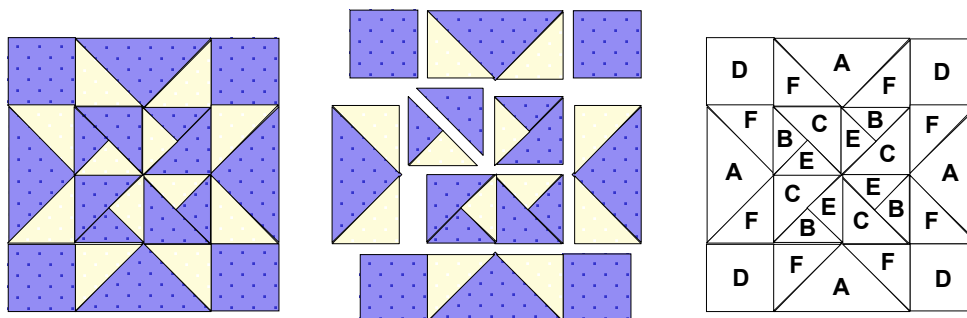
Medium to dark bluish purple print

- A - Cut one 7¹/₄" square, cut twice diagonally
- B - Cut one 4¹/₄" square, cut twice diagonally
- C - Cut two 3-7/8" squares, cut once diagonally
- D - Cut four 3¹/₂" squares

White print

- E - Cut one 4¹/₄" square, cut twice diagonally
- F - Cut four 3-7/8" squares, cut once diagonally

Piece block as shown in expanded diagram



PLEASE DO NOT drop off Sale items at the Quilt Show Satellite Stations.

February 15 is the deadline for dropping off sale items, either at the meeting, or they can be dropped off at Kathleen Bahamondes' house. Please email her at kathleenmbahamondes@yahoo.com for her availability and address.

EVENTS CALENDAR

Submitted by Martha Schwarz

Now - March 13

Oceanside Museum of Art
704 Pier View Way, Oceanside, California

Quilt Visions 2010: No Boundaries

619-546-4872 <http://www.quiltvisions.org>

January 27 - April 24

Textural Rhythms, curated by Dr. Carolyn Mazloomi, Founder and Coordinator of The Women of Color Quilters Network unites two of the most well known and popular artistic forms in African American culture, jazz and quilts. The exhibition of 64 quilts includes work from some of America's best known African American quilters. Museum of the African Diaspora

Textural Rhythms: Constructing the Jazz Tradition

685 Mission Street San Francisco, CA 94105 (415) 358-7200

February 8 - May 1

This exhibit features large scale quilted allegorical textiles inspired by medieval tapestries, mega-fauna and life-size proportions. A Bee: the creative collective of Carrie Houseman and Darbury Novoselic - create visually complex and graphic pieces that evoke a personal and symbolic world of mythological characters, figurative elements, animals and stylized flowers.

San Jose Quilt & Textile Museum
Hours: 10 a.m. - 5 p.m.

Earthly, Paradise: Memory, Myth, Metaphor - A Bee

520 S. First Street, San Jose
Information: <http://sjquiltmuseum.org>

February 24 - 26

San Mateo Expo Center
You will find a wide variety of Sewing, Quilting, Needle-Art and Craft supply exhibits from many quality companies. In addition, you will have the opportunity to participate in one more of the many "Make and Take" workshops or FREE educational seminars. Ticket is good for all 3 days.

Info: www.quiltcraftsee.com/findex.html

Quilt, Craft & Sewing Festival

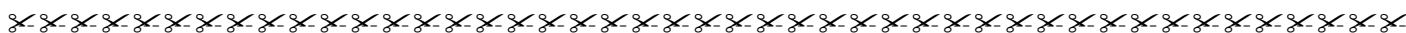
1346 Saratoga Drive, San Mateo, CA

March 5 - 6

Santa Clara Valley Quilt Association
Santa Clara Convention Center
Information: <http://scvqaquiltshow.org/>

Heart of the Valley Quilt Show

5001 Great America Parkway, Santa Clara CA 95054



BOARD MEMBERS

PRESIDENT: Carol Munch
VICE PRESIDENT: Merrillyn Scott
TREASURER: Donna Bachmann

SECRETARY: Peggy Cleary
PARLIAMENTARIAN: Cher de la Mere

COMMITTEE MEMBERS

Block of the Month Maren Larsen

California Heritage Quilt Project Rep.

Caroline Lieberman

Communications Chair Melissa Cardinet

Community Outreach

Sheila Salomon, Nancy Clock

Email Monitor Barbara Strick

Equipment Setup June Chen

Friendship Blocks Pat Knapp

Historian/Photographer Jeanie Low

Hospitality

Alpha Gardner, Betty McNeil, Linda Gavin

Librarian Cher delaMere

Library Special Projects Dani Lawler

Mailbox Carol Munch

Membership Priscilla Der

Membership Database Dani Lawler

NCQC Representatives

Mary Anne Peters, Arlene Hansen

Newsletter Calendar Martha Schwarz

Newsletter Editor Judy Woodfill

Newsletter Mailing Jane Yamada

Newsletter Proofing Karen Reiter

Opportunity Quilt 2011 Sue Fox

Publicity Kenan Shapero, Caroline Cory

Quilt Show 2011

Dorte Brandenhoff and Linda Breitbarth

Quiltaway 2012 Joyce Goode

Sewcials Tish Chung, Pernille Gutschick,
and Louise Marcal

Secret Pals Joyce Goode

Sewing Circles Susan Schwarting

Website Manager Barbara Strick

Webmaster Bruce Bennett

EMBROIDERERS' GUILD OF AMERICA

Submitted by Christine Anderson

Sun. March 13 10AM-4PM Whitework Handwork. Change of venue and meetings in March for Embroiderers to learn the tone-on-tone techniques of whitework embroidery from England's Royal School of Needlework graduate Lucy Barter at her Sunset neighborhood studio. \$18 kit reservations for white threads, fabric and instructions due today via SFEGA VP Celia Rifkin (415.385-6494). Whitework techniques often make stitched areas that look like lace with pulled thread, satin stitches and cutwork on white, unbleached cotton or linen backgrounds. This history includes shadow work applique, old Hedebo, and Reticello. No workshop fee for paid members of San Francisco chapter of the Embroiderers Guild of America. Prorated dues \$15.75 through March 31: details at sf_ega@earthlink.net



The Quilted Rose
Authorized Gammill Dealer



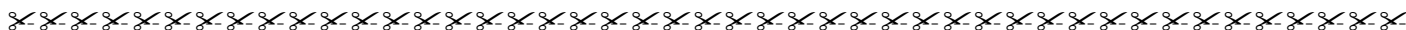
- Gammill Vision & Statler Stitcher Machines
- FREE Introduction to Longarm Quilting Classes
- Super Quilting Supply Store
Patterns ♦ Thread ♦ Books & CD's ♦ Fabric ♦ Tools

Our friendly & knowledgeable staff is here to help you with all of your longarm quilting needs From economically quilting your quilt top with care to helping you choose the right items to do your own quilting.

7151 El Cajon Blvd. Suite O ♦ San Diego, CA 92115 ♦ PH: 800-660-8282
Web: www.thequiltedrose.com ♦ Email: thequilted@aol.com

JOIN OUR GUILD OR RENEW YOUR MEMBERSHIP NOW!

Membership runs from the beginning of October to the end of September. Just fill out the form on the back page, and turn in your check at the next meeting or drop it in the mail. Forms must be in by the end of December for inclusion in the Directory that is published in January. Mail membership checks, renewals, and changes of address to: SFQG, P.O. Box 27002, San Francisco, CA 94127.



AFFILIATES

Please patronize our affiliates. Discount policies for Guild members vary.

Dorcas Quilters

St. John's Presbyterian Church
25 Lake St., San Francisco CA 94118
(415) 751-1626

Eddie's Quilting Bee

480 South Mathilda Ave., Sunnyvale, CA 94086
(408) 830-955
www.eddiesquiltingbee.com

Fox Dreams Quilting & Design

Sue Mary Fox
Nov-April: P.O. Box 2171, Berkeley, CA 94702-0171
(510) 849-0908
May-October: P.O. Box 22, Eastport, Maine 94631
foxdreams@earthlink.net

Laura Lee Fritz

31 Glen Road, Novato, CA 94945
(415) 320-4369
lauraleefritz@aol.com

Picket Fence Quilts

6090 B Redwood Blvd., Novato, CA 94945
(415) 892-8380
www.picketfencequilts.net

A Verb for Keeping Warm

6328 San Pablo Ave., Oakland, CA 94608
(510) 595-VERB (8372)
Kristine@averbforkeepingwarm.com

New Pieces

Sharona Fischrup
766 Gilman Street, Berkeley CA 94710
(510) 527-6779
sharona@newpieces.com
www.newpieces.com

San Francisco Sewing and Quilting Collaborative, Inc.

2189 Bayshore Blvd., San Francisco, CA 94123
(415) 656-1607

Stonemountain & Daughter Fabrics

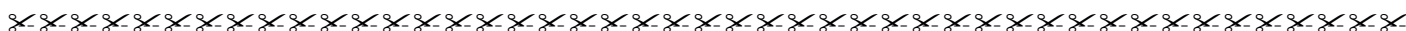
2518 Shattuck Avenue, Berkeley, CA 94704
(510) 845-6106
www.stonemountainfabric.com

The Sewing Machine Place

239 Broadway, Millbrae, CA 94030
(650) 697-4739
www.thesewingmachineplace.com

Your California Fabric Connection

Contact: Terry Abblett
3445 Clayton Road, Concord, CA 94519
(800) 479-7906
CaliforniaFabric@sbcglobal.net



MEMBERSHIP APPLICATION

Membership Categories:

- Individual \$35.00
- Senior (62 & older) \$25.00
- Junior (up to age 18) \$25.00
- Student (w/ valid ID) \$25.00
- Newsletter only \$10.00
- Affiliate \$50.00
- Donation \$ _____

Cash _____ Check # _____

May we include you in our Guild Directory, published in January?

Please check only one: Yes No

Name and phone number only
(Directory is for Guild use only)

Renewal _____ New Member _____

Name _____

Address _____

City _____

State and Zip _____

Phone _____

Email _____

Please check one:

I prefer to receive my newsletter by

email _____ or snail mail _____



SFQG, P.O.Box 27002
San Francisco, CA 94127